



Beaufort County
Solid Waste and Recycling Board
Thursday, June 27, 2013
2:00 p.m.

Conference Room, Building 2, Beaufort Industrial Village
102 Industrial Village Road, Beaufort
843.255.2734



In accordance with South Carolina Code of Laws, 1976, Section 30-4-80(d), as amended, all local media was duly notified of the time, date, place and agenda of this meeting.

1. CALL TO ORDER – 2:00 p.m.
 - A. Approval of Agenda
 - B. Approval of Minutes – May 23, 2013 ([backup](#))
2. INTRODUCTIONS
3. PUBLIC COMMENT
4. REPORTS
 - A. Finance Department Reports ([backup](#))
 - B. Solid Waste & Recycling Division Monthly Reports, May 2013 ([backup](#))
 - C. Litter Officers' Report
 - D. Recycling Coordinators' Report
5. UNFINISHED BUSINESS
 - A. Transfer Station Fatal Flaw Analysis-Site Analysis (In Progress)
 - B. Solid Waste Management Plan Update
 - C. Election of Board Chairman – Replacement for District 8 representative
 - D. Use of Convenience Centers by non county residents
 - E. 3-2-1 Initiative to simplify waste disposal at Convenience Centers
 - F. Flow Control Bill Status report
 - G. Negotiation of Disposal Contract with Waste Management for Hickory Hill Landfill
6. NEW BUSINESS
 - A. PUBLIC COMMENT
 - B. ADJOURNMENT
 - A. Next Meeting, July 25, 2013, BIV 2, Beaufort Industrial Village





Beaufort County Solid Waste and Recycling Board Meeting

Thursday, May 24, 2013 2:00 pm

BIV – 2 Conference Room

Attendees:

David R. Uehling, VChair, District 6, Representative
Dan Duryea District 9 Representative
Ben Wheatley, District 7 Representative
LaShonda Scott, District 5 Representative
Chris Vaigneur, SCDHEC Liason
Gary Dukes, MCAS Liaison
Rob McFee, Director of E&I
Eddie Bellamy, Public Works Director
James Minor, Solid Waste Manager
John Miller, Supt. Solid Waste & Recycling
Beth Lewis, Information Coord/Analyst
Carol Murphy, Recycling Coordinator

Absentees:

Brad Woods, MCRD Liaison
Isaiah Smalls, District 1 Representative (Ex-Officio)
Van Willis, District 2 Representative (Ex-Officio)
James Wiggins, District 4 Representative (Ex-Officio)
Vacant: District 8 Representative
Alicia Holland, Beaufort County Finance Dept.

Guests Attending:

Brad McAbee, SWR Foreman
Tom Soder, SP Paper
Ron Bollman, Dist 4 Rep, Sub

- **Call to Order:** Acting Chairman Uehling, called the meeting to order at 2:00 pm
- **Election of Officers:** The Board agreed to delay the Election of Officers until the District 8 Representative was appointed.
- **Agenda:** Mr. Wheatley motioned, Mr. Duryea seconded and all approved the agenda as written.
- **Minutes:** Mr. Wheatley motioned, Mr. Duryea seconded and all approved the minutes of Aril 25, 2013, as written.
- **Introductions:** All present were introduced. Mr. Minor introduced Brad McAbee, SWR Forman and John Miller, SWR Superintendant and noted that he was bringing full time staff to future meetings to increase their understanding of our department.
- **Public Comment:** There was no public comment.
- **Monthly Reports**
 - **Finance Report:**
 - Mr Minor, reviewed the financial statements noting that the budget is above target with expenses at 86%. He said that these statements are a month behind and do not reflect April costs. He asked that any questions about this report be directed to him.
 - **SW&R Monthly Reports:**
 - Mr. Minor noted that Bluffton disposal tonnage continues to grow exceeding other areas of the county at 1029 tons. Hilton Head is close to 1000 tons with its new program in place. C&D waste continues to grow at Simmonsville and St Helena.
 - Traffic flow was 129,257 patrons for all centers. Counters are repaired and working accurately. The traffic at the Simmonsville Road center exceeds all other centers at 33,218 (more than Hilton Head).

- The Hilton Head curbside program reflects 100.69 tons in the curbside program while the convenience center totaled 100.24 tons. The Town is investigating the drop in curbside tonnage.
- Total recycling tonnage for April was 674.03 with 68.25 tons of newspaper. Recycling services cost \$23,605 during April because proceeds for the month included \$9694 in credits from Waste Management. Additionally \$157,451 in revenue from scrap newspaper, oil, etc. was received for the year.

○ **Litter Officers' Reports**

- Mrs. Murphy informed the Board about a tire issue on St. Helena Island at an old auto repair shop. Funds from the SCDHEC tire program will help with disposal of these tires. Code, DHEC, BCSO, SWR are all working together with the owner to manage this problem.

○ **Coordinators' Report**

- Mrs. Murphy reviewed the results of April events:
 - 4/27-Town of Hilton Head Event for Haz Mat, Meds and EWaste
 - 1400 cars were served, 36,000 lbs of paints other hazardous materials
 - Over 45,000 lbs of E-Waste including and 85 lbs of prescription drugs were collected by the Beaufort County Sheriff's Dept. Drug Enforcement team with assistance from Alcohol & Drug and MCCS volunteers
 - 5/4-Haz Mat & Med Collection at Shanklin PW site
 - 260 Cars served, 20,000 lbs of paints and other hazardous materials
 - 10 boxes of prescription drugs were collected by the Beaufort County Sheriff's Dept. Drug Enforcement team with assistance from Alcohol & Drug and MCCS volunteers
 - 5/11-Ewaste Collection & Shredding at Shanklin and Bluffton PW Sites

○ Cars Served	Total	Shredding
○ Bluffton	625	316
○ Shanklin	<u>480</u>	<u>163</u>
○ Totals	1105	479 + ~100 turned away

 - Shredding: 3 full trucks approx 30,000 lbs or 15 tons
 - Fill up in Bluffton: 11:00 first truck, 1:15 second full; approx 100 turned away / Shanklin available capacity until 3:00
 - Reviewing amount allowed per car
 - Electronics: Estimated 40-50 tons of material
 - 5 full trucks plus one on Monday to pick up balance of pallets & materials
 - Mrs Lewis and Mrs. Murphy presented a series of Recycling programs at the little Brown School House as finish of many Earth Month Events

○ **Unfinished Business**

• **Transfer Station**

- Transfer Station Fatal Flaw Analysis – No new progress that staff is able to report at this time.

• **SW Management Plan**

- The SWM plan was discussed at the 4/15 meeting of the public facilities committee. The draft is final and ready for approval and will go before public facilities with a Power point on 6/17.

- **IFB for Tire Recycling**
 - 3 qualified firms attended the pre-proposal conference with submissions submitted to purchasing 4/30.
 - A new company, SC Tire Processing, An AMERESCO Company, will use these tires for energy at the Savannah River Plant.
- **IFB for Removal of old Propane Tanks**
 - Quotes in progress for a 3 year w/2 year renewable contract. Blue Rhino picks up only reusable 20lb tanks at no cost. Residents should return 20lb to point of sales.
 - Chris Vaigneur, DHEC rep, as some alternative suggestions to review.
- **Usage of Beaufort County convenience centers by non county residents**
 - Mr. Minor is determining the scope of the problem and looking at solutions
 - It is not just Sun City residents using our convenience centers.
 - Waste Management is reviewing the situation and planning on giving us a rebate.
- **Elections:** Mr. Minor suggested that elections to replace a chairman be delayed again until Mr. Dietz's slot for District 8 could be filled. Vice Chairman Uehling agreed to act as chair until elections can be held.
- **New Business**
 - **Flow Control Bill**
 - We are still waiting for a determination on this bill
 - It is being held up in the Senate and may not be decided until fall
 - **Renegotiations of Waste Disposal Contract**
 - In light of the Flow Control Bill issue, discussions have been held with Waste Management resulting in two different proposals
 - The current contract expires in 2015 and Hickory Hill Landfill has a life of 8-12.5 years depending on level of disposal.
 - A meeting will be held with Jasper County for their input on a transfer station.
 - **3/2/1 Landfill concept**
 - At the convenience centers we are using this method to simplify disposal
 - 3-Household Trash
 - 2-C&D, carpet, furniture
 - 1-Yard waste
 - White goods and other banned items are handled separately and cannot be disposed of in landfills as dictated by State law
 - We could possibly save up to \$14 per ton if we can divert disposal from of bulky waste from Class Three landfills to Class Two landfills.
 - The public will be educated through a press release, handouts and signs
 - **SCDHEC Solid Waste Management Report 2012**
 - The board was given copies of the newly released DHEC report for 2012
 - The new recycling goal is at 40%. Our historic rates are:
 - 2010 – 20.8
 - 2011 – 23.00
 - 2012 – 27.2
- **Public Comment:**
 - None

- **The Meeting ended** at 3:15 pm.
 - The next regular board meeting will be held June 27, 2013, 2:00 pm in BIV 2 Conference Room.

Cc: Mr. Gary T. Kubic, County Administrator
Miss Suzanne Rainey, Clerk to Council
J. Robert McFee, PE, Division Director, Engineering and Infrastructure
Eddie Bellamy, PW Director

PRELIMINARY AND UNAUDITED
BEAUFORT COUNTY, SOUTH CAROLINA
SCHEDULE OF REVENUES AND EXPENDITURES - BUDGET (GAAP BASIS) AND ACTUAL
SOLID WASTE AND RECYCLING
For the Period Ending May 31, 2013

	Budget	Actual	Variance Positive (Negative)	Percent of Budget
Revenues				
Sale of Recyclables	\$ 235,000	\$ 164,112	\$ (70,888)	70%
Waste Disposal Fees	65,000	5,013	(59,987)	8%
Total Revenues	<u>300,000</u>	<u>169,125</u>	<u>(130,875)</u>	<u>56%</u>
Expenditures				
Solid Waste / Recycling Administration				
Personnel	649,775	568,141	81,634	87%
Purchased Services	3,584,532	3,353,126	231,406	94%
Supplies	99,056	88,032	11,024	89%
Capital	-	34,728	(34,728)	100%
	<u>4,333,363</u>	<u>4,044,027</u>	<u>289,336</u>	<u>93%</u>
Solid Waste / Recycling Hilton Head				
Personnel	89,994	83,018	6,976	92%
Purchased Services	6,700	8,046	(1,346)	120%
Supplies	3,900	2,587	1,313	66%
	<u>100,594</u>	<u>93,651</u>	<u>6,943</u>	<u>93%</u>
Solid Waste / Recycling Bluffton				
Personnel	154,231	128,433	25,798	83%
Purchased Services	8,100	10,396	(2,296)	128%
Supplies	5,400	3,385	2,015	63%
Capital	3,000	-	3,000	0%
	<u>170,731</u>	<u>142,214</u>	<u>28,517</u>	<u>83%</u>
Solid Waste / Recycling Unincorporated Port Royal				
Personnel	135,518	107,987	27,531	80%
Purchased Services	8,200	7,945	255	97%
Supplies	4,800	3,269	1,531	68%
	<u>148,518</u>	<u>119,201</u>	<u>29,317</u>	<u>80%</u>
Solid Waste / Recycling Daufuskie				
Purchased Services	4,300	-	4,300	0%
Supplies	2,900	-	2,900	0%
	<u>7,200</u>	<u>-</u>	<u>7,200</u>	<u>0%</u>
Solid Waste / Recycling St. Helena				
Personnel	164,078	136,383	27,695	83%
Purchased Services	11,000	10,221	779	93%
Supplies	8,000	4,204	3,796	53%
	<u>183,078</u>	<u>150,808</u>	<u>32,270</u>	<u>82%</u>
Solid Waste / Recycling Sheldon				
Personnel	91,388	94,890	(3,502)	104%
Purchased Services	10,500	8,409	2,091	80%
Supplies	5,700	4,547	1,153	80%
	<u>107,588</u>	<u>107,846</u>	<u>(258)</u>	<u>100%</u>
Total Expenditures	<u>5,051,072</u>	<u>4,657,747</u>	<u>393,325</u>	<u>92%</u>
Net Expenditures	<u>\$ (4,751,072)</u>	<u>\$ (4,488,622)</u>	<u>\$ (262,450)</u>	<u>94%</u>

PRELIMINARY AND UNAUDITED
BEAUFORT COUNTY, SOUTH CAROLINA
COMBINING BALANCE SHEET
NONMAJOR SPECIAL REVENUE FUNDS - SOLID WASTE AND RECYCLING
May 31, 2013

	Oil Collection Grant	Solid Waste/ Recycling Grant	Energy Grant	Tire Recycling Grant	Waste Management Recycling Grant	Total
<u>ASSETS</u>						
Equity in Pooled Cash and Investments	\$ 2,896	\$ 10,624	\$ -	\$ 24,752	\$ 42,241	\$ 80,513
Receivables, Net	<u>-</u>	<u>-</u>	<u>-</u>	<u>-</u>	<u>-</u>	<u>-</u>
Total Assets	<u>2,896</u>	<u>10,624</u>	<u>-</u>	<u>24,752</u>	<u>42,241</u>	<u>80,513</u>
<u>LIABILITIES AND FUND EQUITY</u>						
Liabilities						
Accounts Payable	\$ 1,835	\$ 1,049	\$ -	\$ -	\$ -	\$ 2,884
Total Liabilities	<u>1,835</u>	<u>1,049</u>	<u>-</u>	<u>-</u>	<u>-</u>	<u>2,884</u>
<u>FUND BALANCE</u>						
Reserved for Encumbrances	-	-	-	-	-	-
Reserved for Special Revenue Funds	<u>1,061</u>	<u>9,575</u>	<u>-</u>	<u>24,752</u>	<u>42,241</u>	<u>77,629</u>
	<u>1,061</u>	<u>9,575</u>	<u>-</u>	<u>24,752</u>	<u>42,241</u>	<u>77,629</u>
Total Liabilities and Fund Balance	<u>\$ 2,896</u>	<u>\$ 10,624</u>	<u>\$ -</u>	<u>\$ 24,752</u>	<u>\$ 42,241</u>	<u>\$ 80,513</u>

PRELIMINARY AND UNAUDITED
BEAUFORT COUNTY, SOUTH CAROLINA
COMBINING STATEMENT OF REVENUES, EXPENDITURES AND CHANGES IN FUND BALANCES
NONMAJOR SPECIAL REVENUE FUNDS - SOLID WASTE AND RECYCLING
For the Period Ending May 31, 2013

	Oil Collection Grant		
	Budget	Actual	Variance Positive (Negative)
Revenues			
Intergovernmental	\$ 10,000	\$ 4,938	\$ (5,062)
Total Revenues	<u>10,000</u>	<u>4,938</u>	<u>(5,062)</u>
Expenditures			
Purchased Services	2,000	5,863	(3,863)
Supplies	-	2,521	(2,521)
Capital	<u>8,000</u>	<u>-</u>	<u>8,000</u>
Total Expenditures	<u>10,000</u>	<u>8,384</u>	<u>1,616</u>
Net Change in Fund Balance	-	(3,446)	(3,446)
Fund Balance at Beginning of Year	<u>4,507</u>	<u>4,507</u>	<u>-</u>
Fund Balance at End of Year	<u>\$ 4,507</u>	<u>\$ 1,061</u>	<u>\$ (3,446)</u>

PRELIMINARY AND UNAUDITED
BEAUFORT COUNTY, SOUTH CAROLINA
COMBINING STATEMENT OF REVENUES, EXPENDITURES AND CHANGES IN FUND BALANCES
NONMAJOR SPECIAL REVENUE FUNDS - SOLID WASTE AND RECYCLING
For the Period Ending May 31, 2013

	Solid Waste/ Recycling Grant		
	Budget	Actual	Variance Positive (Negative)
Revenues			
Intergovernmental	\$ 14,000	\$ 18,017	\$ 4,017
Total Revenues	<u>14,000</u>	<u>18,017</u>	<u>4,017</u>
Expenditures			
Supplies	<u>14,000</u>	<u>14,169</u>	<u>(169)</u>
Total Expenditures	<u>14,000</u>	<u>14,169</u>	<u>(169)</u>
Net Change in Fund Balance	-	3,848	3,848
Fund Balance at Beginning of Year	<u>5,727</u>	<u>5,727</u>	<u>-</u>
Fund Balance at End of Year	<u>\$ 5,727</u>	<u>\$ 9,575</u>	<u>\$ 3,848</u>

PRELIMINARY AND UNAUDITED
BEAUFORT COUNTY, SOUTH CAROLINA
COMBINING STATEMENT OF REVENUES, EXPENDITURES AND CHANGES IN FUND BALANCES
NONMAJOR SPECIAL REVENUE FUNDS - SOLID WASTE AND RECYCLING
For the Period Ending May 31, 2013

	Energy Grant		
	Budget	Actual	Variance Positive (Negative)
Revenues			
Intergovernmental	\$ 13,023	\$ 11,886	\$ (1,137)
Total Revenues	13,023	11,886	(1,137)
Expenditures			
Personnel	10,386	9,693	693
Supplies	2,637	2,637	-
Total Expenditures	13,023	12,330	693
Excess of Revenues Over (Under) Expenditures	-	(444)	(444)
Other Financing Sources (Uses)			
Transfers In	-	444	444
Total Other Financing Sources (Uses)	-	444	444
Net Change in Fund Balance	-	-	-
Fund Balance at Beginning of Year	-	-	-
Fund Balance at End of Year	\$ -	\$ -	\$ -

PRELIMINARY AND UNAUDITED
BEAUFORT COUNTY, SOUTH CAROLINA
COMBINING STATEMENT OF REVENUES, EXPENDITURES AND CHANGES IN FUND BALANCES
NONMAJOR SPECIAL REVENUE FUNDS - SOLID WASTE AND RECYCLING
For the Period Ending May 31, 2013

	Tire Recycling Grant		
	Budget	Actual	Variance Positive (Negative)
Revenues			
Intergovernmental	\$ 53,500	\$ 40,719	\$ (12,781)
Total Revenues	53,500	40,719	(12,781)
Expenditures			
Purchased Services	53,500	35,480	18,020
Total Expenditures	53,500	35,480	18,020
Net Change in Fund Balance	-	5,239	5,239
Fund Balance at Beginning of Year	19,513	19,513	-
Fund Balance at End of Year	\$ 19,513	\$ 24,752	\$ 5,239

PRELIMINARY AND UNAUDITED
BEAUFORT COUNTY, SOUTH CAROLINA
COMBINING STATEMENT OF REVENUES, EXPENDITURES AND CHANGES IN FUND BALANCES
NONMAJOR SPECIAL REVENUE FUNDS - SOLID WASTE AND RECYCLING
For the Period Ending May 31, 2013

	Waste Management Recycling Grant		
	Budget	Actual	Variance Positive (Negative)
Revenues			
Miscellaneous	\$ 12,000	\$ 12,015	\$ 15
Total Revenues	<u>12,000</u>	<u>12,015</u>	<u>15</u>
Expenditures			
Purchased Services	<u>12,000</u>	<u>-</u>	<u>12,000</u>
Total Expenditures	<u>12,000</u>	<u>-</u>	<u>12,000</u>
Net Change in Fund Balance	-	12,015	12,015
Fund Balance at Beginning of Year	<u>30,226</u>	<u>30,226</u>	<u>-</u>
Fund Balance at End of Year	<u>\$ 30,226</u>	<u>\$ 42,241</u>	<u>\$ 12,015</u>

PRELIMINARY AND UNAUDITED
BEAUFORT COUNTY, SOUTH CAROLINA
COMBINING STATEMENT OF REVENUES, EXPENDITURES AND CHANGES IN FUND BALANCES
NONMAJOR SPECIAL REVENUE FUNDS - SOLID WASTE AND RECYCLING
For the Period Ending May 31, 2013

	Total		Variance
	Budget	Actual	Positive (Negative)
Revenues			
Intergovernmental	\$ 90,523	\$ 75,560	\$ (14,963)
Miscellaneous	12,000	12,015	15
Total Revenues	102,523	87,575	(14,948)
Expenditures			
Personnel	10,386	9,693	693
Purchased Services	67,500	41,343	26,157
Supplies	16,637	19,327	(2,690)
Capital	8,000	-	8,000
Total Expenditures	102,523	70,363	32,160
Excess of Revenues Over (Under) Expenditures	-	17,212	17,212
Other Financing Sources (Uses)			
Transfers In	-	444	444
Total Other Financing Sources (Uses)	-	444	444
Net Change in Fund Balance	-	17,656	17,656
Fund Balance at Beginning of Year	59,973	59,973	-
Fund Balance at End of Year	\$ 59,973	\$ 77,629	\$ 17,656

Solid Waste and Recycling Division Monthly Update
May Fiscal Year 2013
Distributed to the Solid Waste and Recycling Board of Beaufort County

Solid Waste Overall County Convenience Center Tonnage

	May FY12	May FY13
Household & Bulky	1,794.84	1,906.22
Yard Waste	420.80	489.97
Construction & Demolition (C&D)	211.77	175.67
TOTAL Convenience Center Tonnage	2,427.41	2,571.86
% of All Residential Disposal from CC	45.03%	45.33%

Solid Waste Overall County Residential Route Tonnage

	May FY12	May FY13
Household & Bulky	2,549.61	2,511.18
Yard Waste	391.34	572.61
Construction & Demolition (C&D)	21.85	18.52
TOTAL Residential Route Tonnage	2,962.80	3,102.31
% of All Residential Disposal from Residential Route	54.97%	54.67%

Overall Solid Waste Activity by Solid Waste District

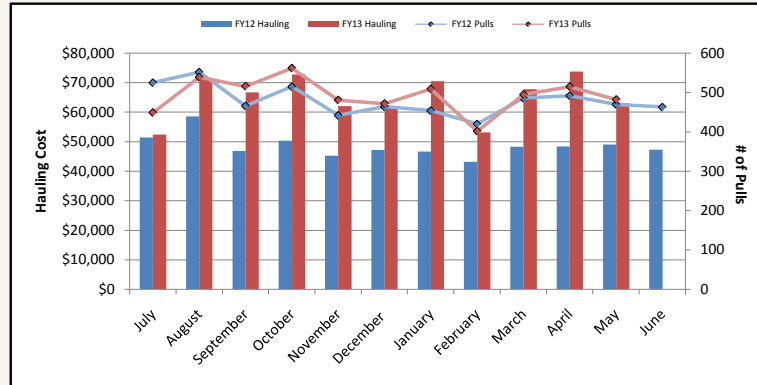
Solid Waste District	MSW & Bulky	Yard Waste	C&D	Total District Tonnage
District 1 City of Beaufort	300.52	294.24	3.18	597.94
District 2 Town of Port Royal	139.05	231.09	0.00	370.14
District 3 Town of Hilton Head	1,096.69	95.36	0.00	1,192.05
District 4 Town of Bluffton	614.62	143.50	96.24	854.36
District 5 Sheldon Township	134.99	10.50	0.00	145.49
District 6 Unincorporated Port Royal Island	512.25	122.15	15.97	650.37
District 7 Unincorporated Lady's Island	177.05	0.00	9.03	186.08
District 8 St. Helena & Islands East	394.27	121.51	68.65	584.43
District 9 Unincorporated Bluffton Township	1,035.78	44.23	1.12	1,081.13
Daufuskie	12.18	0.00	0.00	12.18
MONTHLY OVERALL COUNTY TONNAGE	4,417.40	1,062.58	194.19	5,674.17
YTD OVERALL COUNTY TONNAGE	45,353.44	8,191.98	2,361.42	55,906.84

Solid Waste and Recycling Division Monthly Update
May Fiscal Year 2013
Distributed to the Solid Waste and Recycling Board of Beaufort County

Solid Waste Hauling Costs

Month	FY12 Hauling	FY13 Hauling
July	\$51,417	\$52,483
August	\$58,591	\$71,536
September	\$46,871	\$66,764
October	\$50,401	\$72,857
November	\$45,298	\$62,075
December	\$47,224	\$61,904
January	\$46,642	\$70,559
February	\$43,161	\$53,195
March	\$48,338	\$67,852
April	\$48,412	\$73,826
May	\$49,080	\$63,014
June	\$47,377	
TOTAL	\$582,812	\$716,065

Solid Waste Hauling Costs



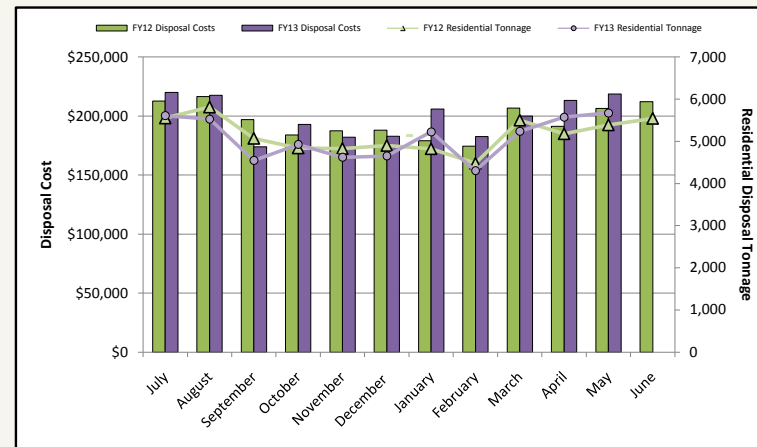
Number of Pulls

Month	FY12 Pulls	FY13 Pulls
July	525	449
August	552	539
September	466	516
October	515	562
November	442	481
December	464	472
January	454	509
February	420	402
March	486	495
April	492	515
May	470	482
June	463	
TOTAL	5,749	5,422

Solid Waste Disposal Costs

Month	FY12 Disposal Costs	FY13 Disposal Costs
July	\$212,706	\$219,938
August	\$216,478	\$217,433
September	\$196,899	\$173,944
October	\$183,798	\$192,895
November	\$187,501	\$181,958
December	\$187,910	\$182,768
January	\$178,987	\$205,748
February	\$174,381	\$182,627
March	\$206,736	\$200,012
April	\$191,270	\$213,092
May	\$206,287	\$218,519
June	\$212,214	
TOTAL	\$2,355,167	\$2,188,934

Solid Waste Disposal Cost



Total County Residential Tonnage Disposal

Month	FY12 Residential Tonnage	FY13 Residential Tonnage
July	5,554	5,610
August	5,814	5,529
September	5,071	4,549
October	4,841	4,926
November	4,830	4,625
December	4,900	4,651
January	4,822	5,228
February	4,482	4,304
March	5,503	5,237
April	5,180	5,574
May	5,390	5,674
June	5,545	
TOTAL	61,933	55,907

Solid Waste Hauling and Disposal Budgets Status

	FY12 Through May	FY13 Through May	FY12 % Expended	FY13 % Expended
Hauling Costs	\$535,435	\$716,065	59%	95%
Disposal Costs	\$2,142,953	\$2,188,934	87%	97%

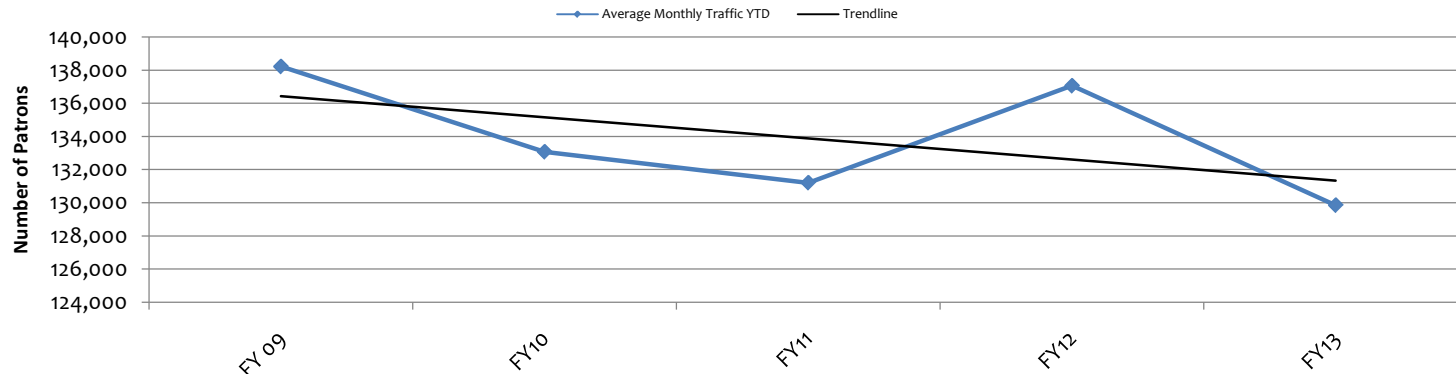
Solid Waste and Recycling Division Monthly Update
May Fiscal Year 2013
Distributed to the Solid Waste and Recycling Board of Beaufort County

Monthly Convenience Center Total Traffic Information

	May FY 12	May FY 13
Hilton Head	27,193	29,292
Bluffton	30,125	38,400
Lobeco	7,453	7,109
Sheldon	1,401	1,336
Big Estate	1,145	1,134
Shanklin	12,020	13,455
Gate	14,937	13,307
St. Helena	25,228	28,796
Coffin Point	1,313	1,013
Cuffy	867	786
Pritchardville	13,636	11,706
Total Traffic for ALL Convenience Centers	135,318	146,334

Note: Attendant's Numbers for St. Helena Convenience Centers

Average Monthly Traffic YTD by Fiscal Year



Solid Waste and Recycling Division Monthly Update

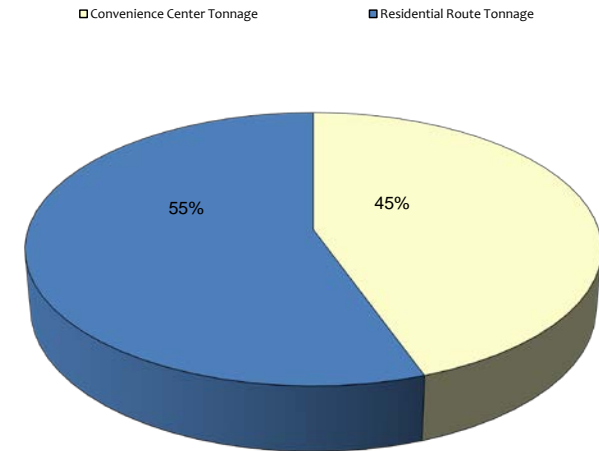
May Fiscal Year 2013

Distributed to the Solid Waste and Recycling Board of Beaufort County

Recycling Activity by Solid Waste District

Solid Waste District	Convenience Center Tonnage	Residential Route Tonnage	Overall County Tonnage by District	Commercial Tonnage
District 1 City of Beaufort		92.74	92.74	0.00
District 2 Town of Port Royal		0.00	0.00	0.00
District 3 Town of Hilton Head	93.02	113.59	206.61	18.16
District 4 Town of Bluffton	90.93	83.88	174.81	8.67
District 5 Sheldon Township	0.00	0.00	0.00	0.00
District 6 Unincorporated Port Royal Island	33.89	0.00	33.89	0.00
Solid Waste District 7 Unincorporated Lady's Island	0.00	0.00	0.00	0.00
Solid Waste District 8 St. Helena & Islands East	59.95	0.00	59.95	0.00
Solid Waste District 9 Unincorporated Bluffton Township	26.75	89.08	115.83	0.00
Daufuskie	0.00	0.00	0.00	0.00
OVERALL COUNTY TONNAGE	304.54	379.29	683.83	26.83
COUNTY TONNAGE PLUS NEWSPAPER	86.30	0.00	770.13	

Monthly Comparison of Residential Recycling Sources



YTD Residential Recycling Tonnage

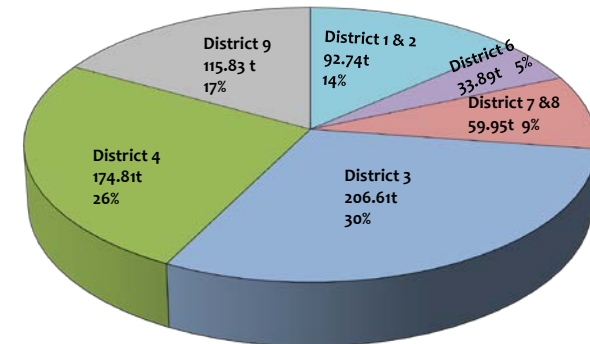
	Convenience Center Tonnage	Residential Route Tonnage	YTD Residential Tonnage
YTD Residential Tonnage	3,292.83	4,174.51	6,793.31
YTD Residential Tonnage + Newspaper			8,231.19

Fiscal Year Overall County Recycling Tonnage & Services Comparison

Month	FY 12 Recycling Tonnage	FY 13 Recycling Tonnage	FY 12 Recycling Services Cost	FY 13 Recycling Services Cost
July	645.93	734.20	\$27,667	\$25,162
August	758.02	735.04	\$26,936	\$27,569
September	701.63	693.98	\$20,146	\$23,251
October	703.22	759.38	\$24,003	\$12,225
November	770.72	766.33	\$29,324	\$28,830
December	855.43	758.82	\$32,994	\$21,182
January	775.30	826.54	\$20,242	\$25,416
February	652.86	698.94	\$29,487	\$6,343
March	717.53	745.55	\$27,416	\$19,603
April	783.17	742.28	\$20,221	\$23,605
May	785.20	770.13	\$26,505	\$17,775
June	742.51		\$19,838	
TOTAL	8,892	8,231.19	\$304,779	\$230,962

Residential Tonnage + Newspaper Tonnage NO Commercial Tonnage

Overall County Tonnage Comparison by District



Solid Waste Recycling Budget Status

	FY12 Through May	FY13 Through May	FY12 % Expended YTD	FY13 % Expended YTD
Recycling Services	\$284,941	\$230,962	81%	71%

Solid Waste and Recycling Division Monthly Update

Fiscal Year 2013

Distributed to the Solid Waste and Recycling Board of Beaufort County

Fiscal Year 13 Recycling Revenue

Month/Year	Charleston Steel	SP Recycling / Erik Tomsson Enterprises, LLC	Santee Cooper	Interstate Batteries
Jul-12		\$3,004	\$1,334	\$225
Aug-12	\$32,607	\$3,871	\$2,062	\$105
Sep-12		\$2,067	\$889	
Oct-12		\$2,567	\$826	\$84
Nov-12		\$3,431	\$1,943	\$84
Dec-12		\$3,773	\$679	\$95
Jan-13	\$38,886	\$3,938	\$1,050	
Feb-13		\$3,366	\$963	
Mar-13		\$3,720	\$1,691	
Apr-13	\$38,360	\$3,839	\$1,617	\$180
May-13	\$840	\$4,531	\$1,418	\$195
Jun-13				
Sub Totals	\$110,693	\$38,105	\$14,469	\$968
GRAND TOTAL TO DATE				\$164,235

Fiscal Year 13 MRF Credit

Month/Year	Waste Management (MRF) *credit towards processing costs
Jul-12	\$8,363
Aug-12	\$8,662
Sep-12	\$11,003
Oct-12	\$24,779
Nov-12	\$5,593
Dec-12	\$16,017
Jan-13	\$12,216
Feb-13	\$22,298
Mar-13	\$13,185
Apr-13	\$9,694
May-13	\$15,579
Jun-13	
Total	\$147,389