



AGENDA
AIRPORTS BOARD
Thursday June 15, 2017
1:30 p.m.
Town of Hilton Head, Council Chambers

**NO AUDIO/VIDEO WILL BE AVAILABLE AT THE HILTON HEAD ISLAND LIBRARY
PLEASE NOTE MAY MEETING WAS CANCELLED**

1. CALL TO ORDER
2. PLEDGE OF ALLEGIANCE
3. APPROVAL OF APRIL MINUTES
4. AIRPORTS FINANCIALS – Alicia Holland
5. BUDGET APPROVAL – Jon Rembold
6. PUBLIC COMMENT - Limited to Three Minutes Each Person
7. AIRPORT UPDATES – Jon Rembold
8. DIRECTOR'S REPORT - Jon Rembold
9. NEW BUSINESS - Jon Rembold
 - Constant Aviation
 - E mail communication policy reminder
10. UNFINISHED BUSINESS - Jon Rembold
 - St. James Baptist Church
 - Update Air Service Development Committee
11. PUBLIC COMMENT - Limited to Three Minutes Each Person



12. FUTURE MEETINGS

Airports Board: The next meeting will be held on Thursday, July 20, 2017, 1:30 pm at the Beaufort County Government Building, County Council Chambers.

ADJOURNMENT



AIRPORTS BOARD

April 20, 2017

**The electronic and print media were duly notified in
Accordance with the State Freedom of Information Act**

Notification: To view video of full discussion of this meeting please visit
http://beaufort.granicus.com/ViewPublisher.php?view_id=2

The Airports Board met on Thursday, April 20, at 1:30 p.m. at the Town of Hilton Head Council Chambers. Chairman Wallace called the meeting to order and led the attendees in the Pledge of Allegiance.

ATTENDANCE

Airports Board Members: Rich Sells, Dan Ahern, Greg Viventi, Wally Wallace, Anne Esposito, Leslie Adlam, Blakely Williams and Howard Ackerman (Absent: Lex Brown, Jim Buckley and Gerry Costa).

County Staff: Jon Rembold, Airports Director; Renee' Ford, Administrative Assistant; County Councilman – Steve Fober; County Councilman, Stewart Rodman
Public: Judy Elder - Talbert, Bright and Ellington; Chip French – Signature Flight Support;
Resident – Ron Smetek, Jim Webb

MOTION TO ACCEPT MINUTES

Motion: It was moved by Mr. Sells seconded by Ms. Esposito that the March 16, 2016 meeting minutes be approved. The vote was FOR – Rich Sells, Dan Ahern, Greg Viventi, Wally Wallace, Anne Esposito, Leslie Adlam, Blakely Williams and Howard Ackerman._AGAINST – None. ABSENT – Lex Brown, Jim Buckley and Gerry Costa. **MOTION PASSED.**

ELECTION OF CHAIRMAN AND VICE CHAIRMAN

Chairman Wallace called for nominations for the Chairman and Vice-Chairman of the Airports Board.

Nomination(s): Vice-chairman Viventi nominated Mr. Sells for Chairman of the Airports Board for a one-year term, second by Mr. Ackerman. There were no further nominations. FOR – Dan Ahern, Greg Viventi, Wally Wallace, Anne Esposito, Leslie Adlam, Blakely Williams and Howard Ackerman._AGAINST – None. ABSENT – Lex Brown, Jim Buckley and Gerry Costa. Mr. Sells, was elected as Chairman of the Airports Board.

Nomination(s): Mr. Sells nominated Mr. Ahern for Vice Chairman of the Airports Board. There were no further nominations. The vote was: FOR – Rich Sells, Greg Viventi, Wally Wallace, Anne Esposito, Leslie Adlam, Blakely Williams and Howard Ackerman. AGAINST – None. ABSENT – Lex Brown, Jim Buckley and Gerry Costa. Mr. Ahern, was elected as Vice Chairman of the Airports Board.

PUBLIC COMMENTS – None

AIRPORT PROJECT UPDATES

LADY'S ISLAND PROJECT UPDATE

RWY07 TREE OBSTRUCTION REMOVAL - no changes from previous month; project will begin depending on contractor schedule.

PHASE I PROJECT DESIGN UNDERWAY – continue to move forward; RWY Safety Area is included in the design.

HURRICANE AFTERMATH UPDATE – Received insurance funds, applying to **NavAid** projects.

Mr. Rembold continues to work with facilities management on submitting project info for FEMA.

Charts were displayed for AvGas and Jet A sales and aircraft operations.

HILTON HEAD PROJECT UPDATE

RUNWAY 03/21 EXTENSION – Mr. Rembold stated construction has begun, working around commercial airline schedule, mostly nighttime ops, anticipate daytime RWY closure up to summer months. Concrete headwall and junction box installed.

RWY 3 Extension - In the process of acquiring necessary property through communications and negotiations with the property owner. Once final design is completed, bidding will begin. This project will feature a concurrent REILs improvement project. TB&E will provide project schedule as design moves toward completion and we can project a bid date.

Charts were displayed for AvGas and Jet A sales.

ARFF TRAINING VIDEO - Mr. Rembold presented the County Channel video from March 24th, Part 139 Live Burn Drill. Kudos to Chief Yeager for coordinating with the Marines, Hilton Head Fire and Rescue, and law enforcement agencies to participate in the drill.

DIRECTOR'S REPORT

Mr. Rembold stated Heritage was a success; beautiful weather.

NEW BUSINESS –

Hangar Rate Increase – Mr. Rembold stated a 5% hangar rate increase will be applied to both airports. The increase will cover capital improvements and maintenance.

Motion was moved by Mr. Sells seconded by Ms. Esposito to increase hangar rental rates at Hilton Head Island Airport and Beaufort County Airport. The vote was **FOR** – Rich Sells, Dan Ahern, Greg Viventi, Wally Wallace, Anne Esposito, Leslie Adlam, Blakely Williams and Howard Ackerman. **_AGAINST** – None. **ABSENT** – Lex Brown, Jim Buckley and Gerry Costa.
MOTION PASSED.

FY 2018 BUDGET DISCUSSION – Mr. Rembold met with county CFO, no major changes on budget. Will present budget to board for review and approval in May; forward to Finance committee and County Council.

Mr. Ackerman mentioned updating the Noise Abatement policy. Coordinate with flight school, Signature & Tower. Make surrounding neighbors aware of the hotline number; have an electronic copy of policy for the pilots. Mr. Ackerman will chair the committee.

UNFINISHED BUSINESS

Uber Operating Agreement – Mr. Rembold stated agreement has been signed and is fully executed.

Air Service Development Committee – Rich Sells stated no new development at this time.

American Airlines Contract Update – Mr. Rembold stated the contract is with American Airlines legal department. Will keep board apprised.

PUBLIC COMMENTS – None

FUTURE MEETINGS

The next Airports Board meeting will be Thursday, May 18 2017, 1:30pm, Beaufort County Government Building, County Council Chambers.

ADJOURNMENT – 2:20 PM

| | Avgas | Jet A | Total Flow | Total Flight Ops |
|-------------------|---------------|---------------|-------------------|-------------------------|
| 2017 | | | | |
| | | | | |
| January | 2,902 | 5,347 | 8,249 | 1,744 |
| February | 3,568 | 6,924 | 10,492 | 2,110 |
| March | 3,544 | 5,559 | 9,103 | 2,023 |
| April | 4,252 | 7,181 | 11,433 | 2,285 |
| May | 3,746 | 6,384 | 10,130 | 2,105 |
| June | | | | |
| July | | | | |
| August | | | | |
| September | | | | |
| October | | | | |
| November | | | | |
| December | | | | |
| | | | | |
| 2017 Total | 18,012 | 31,395 | 49,407 | 10,267 |

| | Avgas | Jet A | Total Flow | Total Flight Ops |
|-------------------|---------------|---------------|-------------------|-------------------------|
| 2016 | | | | |
| | | | | |
| January | 1,982 | 4,494 | 6,476 | 1,274 |
| February | 2,598 | 4,619 | 7,217 | 1,679 |
| March | 3,322 | 4,684 | 8,006 | 1,766 |
| April | 3,947 | 6,251 | 10,198 | 2,134 |
| May | 2,780 | 8,072 | 10,852 | 2,177 |
| June | 2,574 | 8,105 | 10,679 | 2,198 |
| July | 2,946 | 4,513 | 7,459 | 1,694 |
| August | 2,930 | 1,877 | 4,807 | 1,082 |
| September | 3,046 | 4,217 | 7,263 | 1,805 |
| October | 2,708 | 5,316 | 8,024 | 1,910 |
| November | 4,909 | 5,043 | 9,952 | 2,042 |
| December | 2,090 | 6,638 | 8,728 | 1,882 |
| | | | | |
| 2016 Total | 35,832 | 63,829 | 99,661 | 21,643 |

| | Avgas | Jet A | Total Flow | Total Flight Ops |
|-----------------|--------------|--------------|-------------------|-------------------------|
| 2015 | | | | |
| | | | | |
| January | 2,293 | 2,086 | 4,379 | 1,122 |
| February | 1,885 | 3,004 | 4,889 | 1,069 |
| March | 2,460 | 5,987 | 8,447 | 1,998 |

ARW OPS

| | | | | |
|-------------------|---------------|---------------|---------------|---------------|
| April | 3,293 | 8,846 | 12,139 | 2,349 |
| May | 3,592 | 6,447 | 10,039 | 2,113 |
| June | 2,076 | 3,674 | 5,750 | 1,119 |
| July | 3,453 | 2,177 | 5,630 | 1,043 |
| August | 2,692 | 3,002 | 5,694 | 1,028 |
| September | 2,233 | 2,935 | 5,168 | 1,105 |
| October | 3,307 | 5,277 | 8,584 | 2,010 |
| November | 2,745 | 5,130 | 7,875 | 1,845 |
| December | 3,271 | 6,343 | 9,614 | 2,089 |
| 2015 Total | 33,300 | 54,908 | 88,208 | 18,890 |

HXD OPS NUM

| | | Avgas | Jet A | Total Flow | YTD Total Flow |
|-------------|--|--------|---------|------------|----------------|
| 2017 | | | | | |
| | | | | | |
| January | | 4,467 | 45,026 | 49,493 | 49,493 |
| February | | 6,099 | 47,695 | 53,794 | 103,287 |
| March | | 8,133 | 64,731 | 72,864 | 176,151 |
| April | | 8,371 | 96,634 | 105,005 | 281,156 |
| May | | 7,977 | 77,640 | 85,617 | 366,773 |
| June | | | | | |
| July | | | | | |
| August | | | | | |
| September | | | | | |
| October | | | | | |
| November | | | | | |
| December | | | | | |
| 2016 Totals | | 35,047 | 331,726 | 366,773 | |
| | | | | | |
| | | Avgas | Jet A | Total Flow | YTD Total Flow |
| 2016 | | | | | |
| | | | | | |
| January | | 4,813 | 49,489 | 54,302 | 54,302 |
| February | | 5,082 | 52,104 | 57,186 | 111,488 |
| March | | 8,296 | 62,786 | 71,082 | 182,570 |
| April | | 9,714 | 96,077 | 105,791 | 288,361 |
| May | | 7,211 | 85,347 | 92,558 | 380,919 |
| June | | 8,476 | 71,700 | 80,176 | 461,095 |
| July | | 7,602 | 77,893 | 85,495 | 546,590 |
| August | | 6,301 | 65,499 | 71,800 | 618,390 |
| September | | 6,130 | 55,190 | 61,320 | 679,710 |
| October | | 6,338 | 56,624 | 62,962 | 742,672 |
| November | | 7,127 | 63,711 | 70,838 | 813,510 |
| December | | 3,455 | 51,740 | 55,195 | 868,705 |
| 2016 Totals | | 80,545 | 788,160 | 868,705 | |
| | | | | | |
| | | Avgas | Jet A | Total Flow | YTD Total Flow |
| 2015 | | | | | |
| | | | | | |
| January | | 4,850 | 44,370 | 49,220 | 49,220 |
| February | | 5,513 | 51,463 | 56,976 | 106,196 |
| March | | 5,694 | 50,635 | 56,329 | 162,525 |
| April | | 9,728 | 86,852 | 96,580 | 259,105 |
| May | | 8,408 | 81,019 | 89,427 | 348,532 |
| June | | 11,763 | 97,366 | 109,129 | 457,661 |
| July | | 7,059 | 60,679 | 67,738 | 525,399 |
| August | | 7,984 | 65,808 | 73,792 | 599,191 |
| September | | 8,446 | 56,467 | 64,913 | 664,104 |
| October | | 7,434 | 59,213 | 66,647 | 730,751 |
| November | | 7,433 | 53,689 | 61,122 | 791,873 |
| December | | 7,375 | 77,324 | 84,699 | 876,572 |
| 2015 Totals | | 91,687 | 784,885 | 876,572 | |

HXD TOWER REPORT

| ITINERATE | | | | LOCAL | | | | | | | | YTD Total |
|--------------------|--------------|---------------|------------|--------------|------------|---------------|---------------|---------------|---------------|-----------------|---------------|-----------|
| TOWER | AIR TAXI | GA | MILITARY | LOCAL GA | LOCAL MIL | VFR | IFR | Total | After Hrs. GA | After Hrs. Comm | Total Ops | Ops |
| January 2017 | 308 | 1,154 | 18 | 200 | 92 | 984 | 788 | 1,772 | 65 | 3 | 1,840 | 1,840 |
| February 2017 | 367 | 1,666 | 42 | 256 | 72 | 1,358 | 1,045 | 2,403 | 83 | 0 | 2,486 | 4,326 |
| March 2017 | 448 | 1,902 | 24 | 312 | 22 | 1,206 | 1,503 | 2,709 | 96 | 0 | 2,805 | 7,131 |
| April 2017 | 636 | 2,163 | 20 | 172 | 20 | 1,372 | 1,638 | 3,010 | 0 | 0 | 3,010 | 10,141 |
| May 2017 | 548 | 2,073 | 28 | 334 | 8 | 1,590 | 1,401 | 2,991 | 0 | 0 | 2,991 | 13,132 |
| June 2017 | | | | | | | | 0 | | | 0 | 13,132 |
| July 2017 | | | | | | | | 0 | | | 0 | 13,132 |
| August 2017 | | | | | | | | 0 | | | 0 | 13,132 |
| September 2017 | | | | | | | | 0 | | | 0 | 13,132 |
| October 2017 | | | | | | | | 0 | | | 0 | 13,132 |
| November 2017 | | | | | | | | 0 | | | 0 | 13,132 |
| December 2017 | | | | | | | | 0 | | | 0 | 13,132 |
| TOTALS 2017 | 2,307 | 8,958 | 132 | 1,274 | 214 | 6,510 | 6,375 | 12,885 | 244 | 3 | 13,132 | |
| ITINERATE | | | | LOCAL | | | | | | | | YTD Total |
| TOWER | AIR TAXI | GA | MILITARY | LOCAL GA | LOCAL MIL | VFR | IFR | Total | After Hrs. GA | After Hrs. Comm | Total Ops | Ops |
| January 2016 | 386 | 1,367 | 8 | 206 | 30 | 1,073 | 924 | 1,997 | 186 | 5 | 2,188 | 2,188 |
| February 2016 | 393 | 1,490 | 32 | 316 | 48 | 1,326 | 953 | 2,279 | 166 | 0 | 2,445 | 4,633 |
| March 2016 | 711 | 1,856 | 45 | 214 | 76 | 1,540 | 1,362 | 2,902 | 113 | 41 | 3,056 | 7,689 |
| April 2016 | 747 | 1,966 | 30 | 218 | 14 | 1,402 | 1,573 | 2,975 | 126 | 44 | 3,145 | 10,834 |
| May 2016 | 569 | 1,883 | 24 | 299 | 36 | 1,399 | 1,412 | 2,811 | 126 | 48 | 2,985 | 13,819 |
| June 2016 | 441 | 1,996 | 31 | 286 | 42 | 1,607 | 1,189 | 2,796 | 132 | 22 | 2,950 | 16,769 |
| July 2016 | 490 | 2,317 | 21 | 330 | 18 | 1,870 | 1,306 | 3,176 | 22 | 26 | 3,224 | 19,993 |
| August 2016 | 461 | 1,818 | 18 | 285 | 52 | 1,485 | 1,149 | 2,634 | 60 | 31 | 2,725 | 22,718 |
| September 2016 | 424 | 1,526 | 24 | 184 | 51 | 1,070 | 1,139 | 2,209 | 54 | 15 | 2,278 | 24,996 |
| October 2016 | 340 | 1,501 | 17 | 160 | 12 | 1,042 | 988 | 2,030 | 46 | 0 | 2,076 | 27,072 |
| November 2016 | 463 | 1,725 | 21 | 108 | 37 | 1,112 | 1,242 | 2,354 | 68 | 3 | 2,425 | 29,497 |
| December 2016 | 337 | 1,100 | 16 | 119 | 40 | 750 | 862 | 1,612 | 190 | 8 | 1,810 | 31,307 |
| TOTALS 2016 | 5,762 | 20,545 | 287 | 2,725 | 456 | | 14,099 | 29,775 | 1,289 | 243 | 31,307 | |
| ITINERATE | | | | LOCAL | | | | | | | | YTD Total |
| TOWER | AIR TAXI | GA | MILITARY | LOCAL GA | LOCAL MIL | VFR | IFR | Total | After Hrs. GA | After Hrs. Comm | Total Ops | Ops |
| January 2015 | 485 | 1,201 | 26 | 282 | 26 | 1,044 | 976 | 2,020 | 67 | 8 | 2,095 | 2,095 |
| February 2015 | 408 | 1,257 | 16 | 448 | 26 | 1,232 | 923 | 2,155 | 69 | 14 | 2,238 | 4,333 |
| March 2015 | 449 | 1,478 | 41 | 230 | 62 | 1,109 | 1,151 | 2,260 | 173 | 51 | 2,484 | 6,817 |
| April 2015 | 598 | 2,010 | 48 | 380 | 58 | 1,489 | 1,605 | 3,094 | 183 | 57 | 3,334 | 10,151 |
| May 2015 | 679 | 2,274 | 27 | 466 | 26 | 1,839 | 1,633 | 3,472 | 135 | 57 | 3,664 | 13,815 |
| June 2015 | 520 | 2,092 | 19 | 482 | 27 | 1,817 | 1,323 | 3,140 | 224 | 52 | 3,416 | 17,231 |
| July 2015 | 503 | 2,337 | 22 | 308 | 20 | 1,741 | 1,449 | 3,190 | 187 | 61 | 3,438 | 20,669 |
| August 2015 | 474 | 1,910 | 36 | 400 | 66 | 1,800 | 1,086 | 2,886 | 196 | 58 | 3,140 | 23,809 |
| September 2015 | 425 | 1,627 | 13 | 288 | 26 | 1,203 | 1,176 | 2,379 | 156 | 39 | 2,574 | 26,383 |
| October 2015 | 509 | 1,786 | 65 | 224 | 60 | 1,232 | 1,366 | 2,598 | 165 | 41 | 2,804 | 29,187 |
| November 2015 | 488 | 1,539 | 19 | 249 | 4 | 1,076 | 1,223 | 2,299 | 200 | 43 | 2,542 | 31,729 |
| December 2015 | 340 | 1,250 | 14 | 250 | 22 | 1,044 | 832 | 1,876 | 210 | 9 | 2,095 | 33,824 |
| TOTALS 2015 | 5,878 | 20,761 | 346 | 4,007 | 423 | 16,626 | 14,743 | 31,369 | 1,965 | 490 | 33,824 | |

ENPLANEMENTS/DEPLANEMENTS

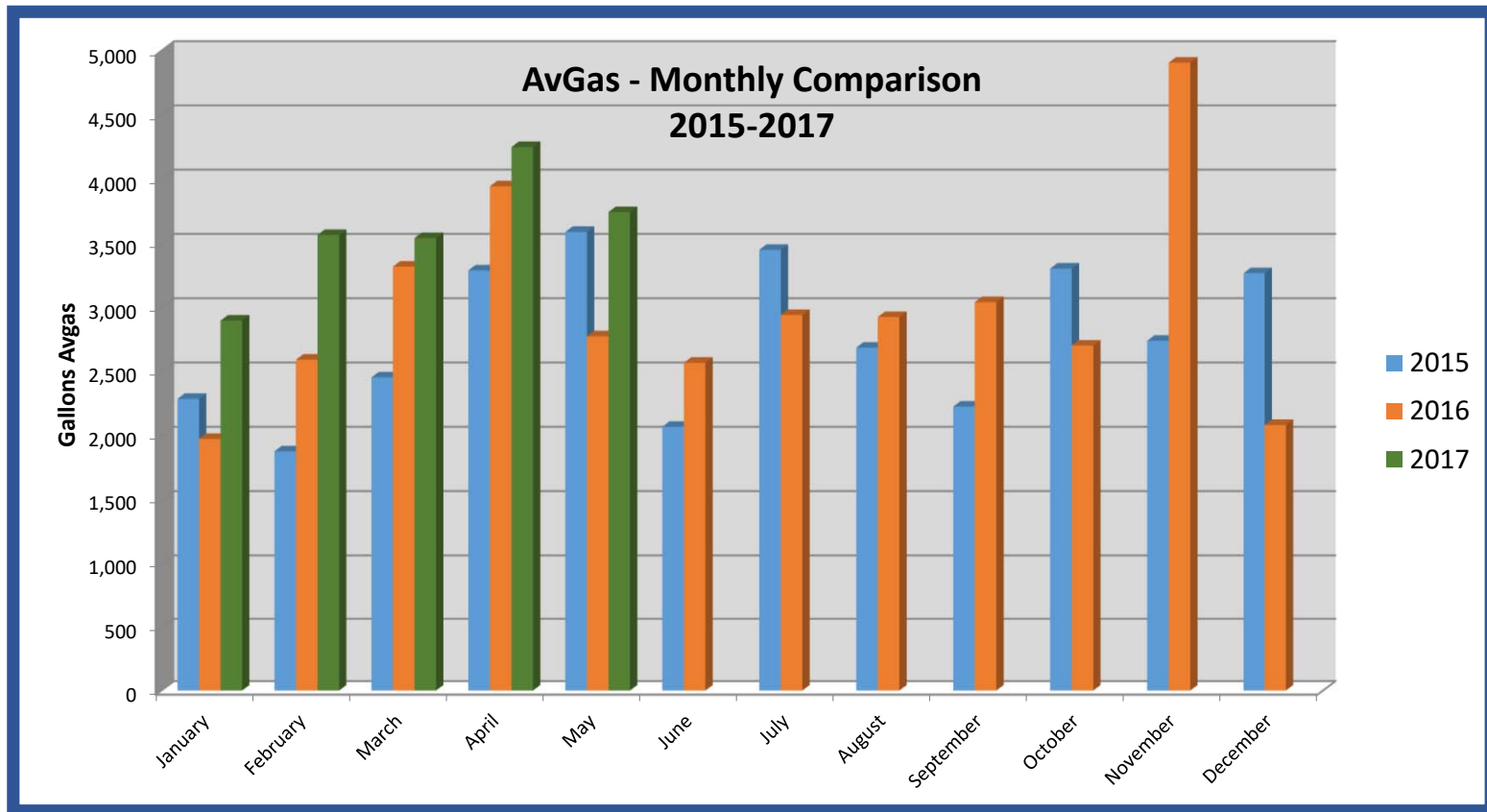
| HILTON HEAD ISLAND PASSENGER ENPLANEMENTS(departures) 2014-2025 | | | | | | | | | | | | | |
|---|--------|--------|--------|--------|------|------|------|------|------|------|------|------|--|
| | 2014 | 2015 | 2016 | 2017 | 2018 | 2019 | 2020 | 2021 | 2022 | 2023 | 2024 | 2025 | |
| JAN | 2,725 | 2,896 | 2,032 | 2,197 | | | | | | | | | |
| FEB | 2,182 | 2,418 | 2,011 | 2,447 | | | | | | | | | |
| MAR | 4,782 | 3,318 | 3,099 | 2,636 | | | | | | | | | |
| APR | 5,301 | 3,664 | 2,941 | 2,948 | | | | | | | | | |
| MAY | 5,907 | 4,169 | 3,196 | 3,013 | | | | | | | | | |
| JUN | 5,337 | 3,696 | 2,749 | | | | | | | | | | |
| JUL | 5,712 | 3,731 | 2,722 | | | | | | | | | | |
| AUG | 5,507 | 3,574 | 2,822 | | | | | | | | | | |
| SEP | 4,547 | 3,041 | 2,788 | | | | | | | | | | |
| OCT | 5,395 | 3,267 | 1,814 | | | | | | | | | | |
| NOV | 4,056 | 2,691 | 2,348 | | | | | | | | | | |
| DEC | 3,224 | 1,733 | 2,398 | | | | | | | | | | |
| TOTALS | 54,675 | 38,198 | 30,920 | 13,241 | 0 | 0 | 0 | 0 | 0 | 0 | 0 | 0 | |

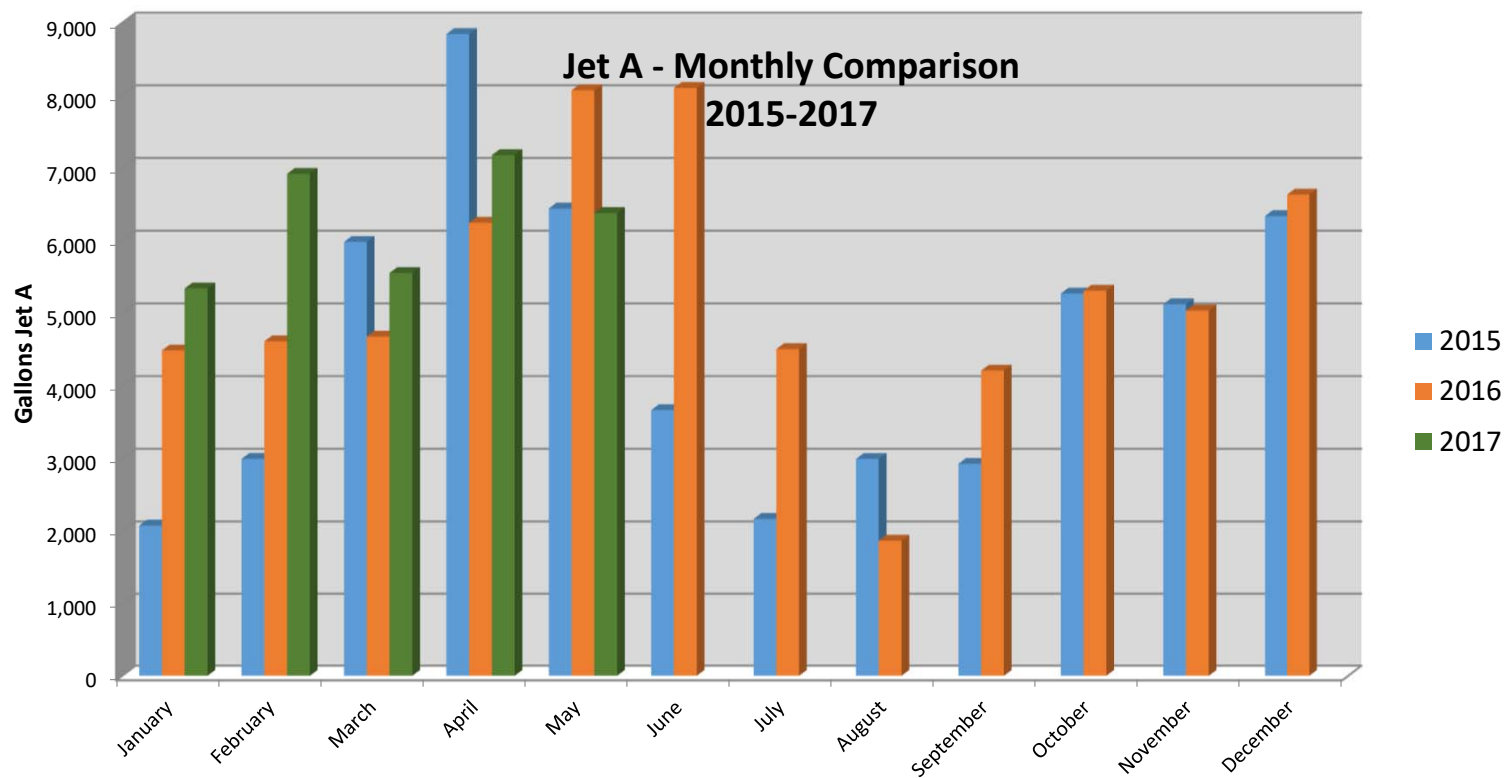
[illegible][illegible]

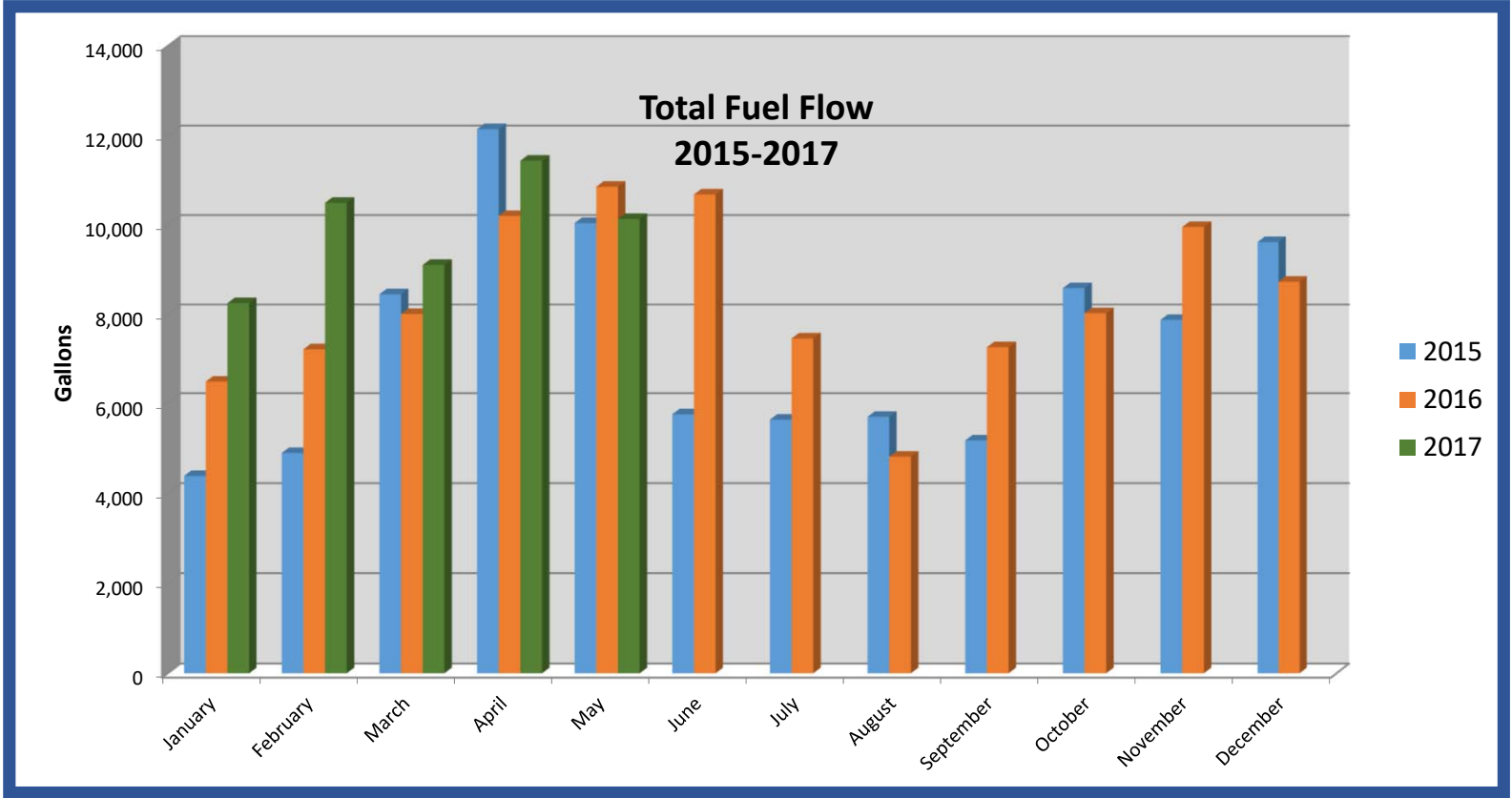
ENPLANEMENTS/DEPLANEMENTS

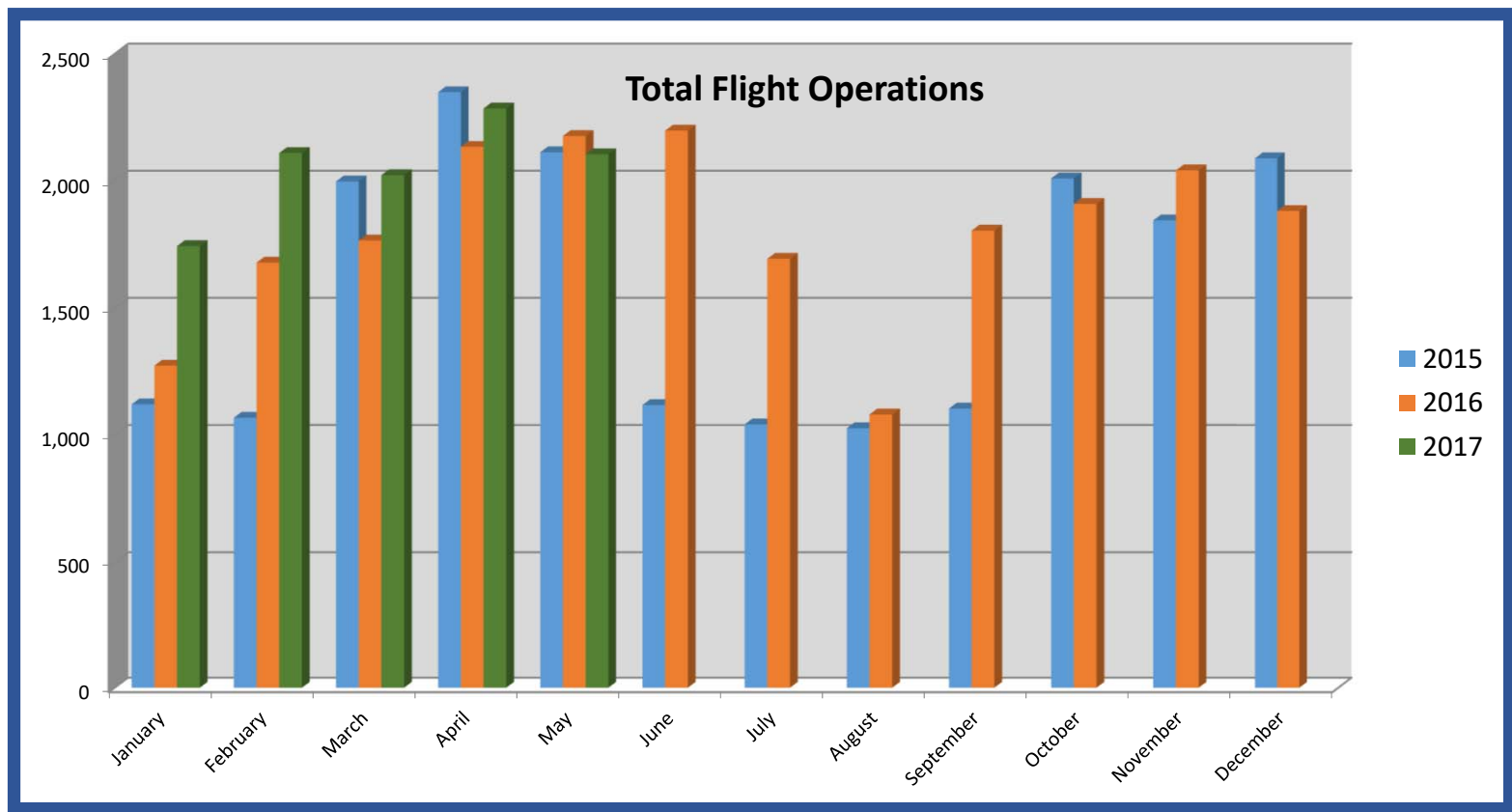
[illegible]

ARW OPS









HXD OPS

