



## County Council of Beaufort County Solid Waste and Recycling Board Meeting

### Chairman

RANDY BOEHME

### Vice Chairman

KIM CORLEY

### Council Liaison

YORK GLOVER

### County Administrator

ERIC GREENWAY

### Clerk to Council

SARAH W. BROCK

### Staff Support

ANGEL MARCINKOSKI

### Administration Building

Beaufort County Government  
Robert Smalls Complex  
100 Ribaut Road

### Contact

Post Office Drawer 1228  
Beaufort, South Carolina 29901-1228  
(843) 255-2180  
[www.beaufortcountysc.gov](http://www.beaufortcountysc.gov)

# Solid Waste and Recycling Board Agenda

Thursday, January 27, 2022 at 2:00 PM

Executive Conference Room, Administration Building Beaufort County  
Government Robert Smalls Complex 100 Ribaut Road, Beaufort SC

1. *[Public notification of this meeting has been published, posted, and distributed in compliance with the South Carolina Freedom of Information Act]*
2. CALL TO ORDER
3. APPROVAL OF AGENDA
4. APPROVAL OF MINUTES – [DECEMBER 2, 2021](#)
5. INTRODUCTIONS
6. PUBLIC COMMENT
7. UPDATES REGARDING MEETINGS WITH COUNTY COUNCIL (ALL)

---

## REPORTS

8. SWR MONTHLY REPORT [NOV 21 FY22](#) and [DEC 21 FY22](#)
9. RECYCLING COORDINATOR REPORT
10. VOLUNTEER COORDINATOR REPORT
11. LITTER AND ENFORCEMENT INITIATIVE REPORT

---

## DISCUSSION ITEMS

12. WESTON & SAMPSON REPORT UPDATE – PFC PENDING
13. SOLID WASTE MANAGEMENT PLAN UPDATE - DRAFT
14. HAULER MEETING 02/03/2022 (10AM) – DSN CONFERENCE ROOM
15. PUBLIC COMMENT
16. BOARD REQUESTS
17. ADJOURNMENT - Next meeting March 24, 2022, 2:00 PM, Executive Conference Room, Administration Building, Beaufort County Government Robert Smalls Complex, 100 Ribaut Road, Beaufort, SC



## Beaufort County Solid Waste and Recycling Board Meeting Thursday, December 2, 2021 2:00 pm Council Chambers

### Attendees:

Randy Boehme, Chairman District 9 Representative  
Kim Corley, District 8 Representative  
Sally Dennis, District 7 Representative  
Bill Graner, District 6 Representative  
Lawrence Bryan, District 5 Representative  
Mike Bennett, District 3 Representative (Ex-Officio)  
Chris Vaigneur, MCAS Liaison  
Cindy Carter, Solid Waste and Recycling  
Angel Marcinkoski, Solid Waste and Recycling  
Caroline Dolbey, Solid Waste and Recycling  
Victoria Hoffman, Solid Waste and Recycling  
Artrell Horne, Solid Waste and Recycling

### Absentees:

Derrick Coaxum, District 4 Representative (Ex-Officio)  
Vacant, District 2 Representative (Ex-Officio)  
Bryan Durrance, District 1 (Ex-Officio)  
Brad Woods, MCRD Liaison  
Reahnita Tuten, SC DHEC Liaison

### Guests Attending:

n/a

1. **Call to Order:** Chairman Boehme called the meeting to order at 2:05 PM
2. **Approval of Agenda:** Chairman Boehme motioned to approve the agenda. Ms. Corley approved; Mr. Bryan seconded.
3. **Approval of Minutes- September 23, 2021:** Chairman Boehme motioned to approve the minutes. Ms. Corley approved; Mr. Bryan seconded.
4. **Introductions:** All present introduced themselves.
5. **Public Comment:** None received.
6. **Updates Regarding Meetings with County Council (All):** Chairman Boehme reported he met with Councilman Lawson about the sustainability campus. Mr. Bryan stated he knows there are many large apartment complexes going up in the area and he thinks we will need another recycling center North. Ms. Carter explained Convenience Center numbers at Shanklin - most underused center of the big four.
7. **SWR Monthly Report:** Hauling from the Centers has plateaued during the first four months of the new FY with an average of just under 550 pulls monthly during this period. The savings for hauling (since July 1, 2021) were \$169,216 over this period last year. Disposal costs have slowly and steadily declined during this period. Beaufort County pays for all residential household garbage disposal - Centers and residential curbside. During the first four months, the savings for disposal were \$84,495 over this period last year. Total savings (both hauling and disposal) for the last 4 months is \$253,711. Our October year-to-date total tonnage is 2,934.03 tons less than October 2020. Hopefully this is a snapshot of removing commercial waste that had infiltrated our system in years past. On November 5<sup>th</sup>, we provided an update during the County Council Retreat. We are aware that these savings are impressive, but as population and tipping fees increase, decals are not the final solution. We will have an RFP solicitation in the Spring of 2022 for hauling. The current contract is expiring June 30<sup>th</sup>. This could mark an increase in pull costs, but we are hoping competition for the RFP will prohibit a huge increase. October 2021 center traffic is down 64,710 vehicles compared to October of 2020 with 103,203 vehicles. We are now below the trend line. Our recycling tonnage this fiscal year totals 1,145.29 tons. We are actively working on some new eye-catching educational campaigns to increase this figure and prevent contamination in the recycling stream. We will continue to recycle Christmas trees after the holidays at all Centers this season and you should see press release information soon. Recycling revenues are positive= \$64,367.95 mainly attributed to current metal prices and less Waste Management costs of processing minus rebates. New contracts for Waste Management and GlassWRXSC are effective November 1, 2021. All glass from the Centers is being transported to GlassWRXSC.

- 8. Recycling Coordinator Report:** Ms. Hoffman attended the NC SWANA conference in October. We received great feedback on the decal system and litter control in Beaufort County. Solid Waste received a mini grant that will be used to purchase an electronic UTV for the litter crew. Ms. Hoffman has been doing education outreach within the local community and schools. An art contest on reduce, reuse and recycle was held for Beaufort County grades 3<sup>rd</sup> through 8<sup>th</sup>. We will update soon on the winner. Filming for the composting how-to videos is completed. These will air on the County Channel. Chairman Boehme suggest we reach out to SC NPR. The next electronic recycling event is scheduled for December 11<sup>th</sup>. We will also be in the parade this weekend.
- 9. Volunteer Coordinator Report:** The Annual Adopt-a-Highway Meeting was held on October 5<sup>th</sup>. Eric Greenway spoke to the volunteers. Figures through November: 5521 bags of litter and 3335 recorded volunteers. 300 less bags than last year and 300 more volunteers than last year. Ms. Dolbey is also working on the annual year end AAH newsletter.
- 10. Litter and Enforcement Report:** Mr. Horne indicated the Department is in the process of hiring a vacant litter crew position as well as two additional crew members. Solid Waste applied for a 2022 Palmetto Pride Litter Crew grant of \$25,000 that will go towards hiring a temporary contracted litter crew. We had a kayak cleanup last week. These are grant funded. A dump trailer that was ordered for the litter crew will be ready next week. Chairman Boehme asked if the Solid Waste has a 501 ( c ) 3 that is specific to equipment, employees, etc. as it pertains to litter control. Ms. Carter stated that at one point in time, in the historical records, it looked like Keep Beaufort County Beautiful had gotten a 501 ( c ) 3, but it was not kept current per IRS reporting. Ms. Carter recommends bringing this to the KBCB Board.
- 11. Convenience Center Decal Program Update:** We have currently issued 53,153 decals. The decal system went LIVE on November 1, 2021. For the first workweek (thru 11/5), we had staff available at Shanklin and Bluffton for non-decal emergency disposal. The transition has been smooth according to our staff Foremen. Currently, all residents need a decal to enter the centers except for recycling at Bluffton and Shanklin Centers. After recycling, those people without decals will use the exit lane. If anyone is having issues with obtaining a decal or needs their electronic decal resent to their e-mail, there is a link on the Beaufort County website. There is a list of frequently asked questions to provide quick resolution to most issues and a web link to send a specific problem to staff.
- 12. Weston and Sampson Report Update:** The Weston and Sampson Sustainability Campus Siting Study was slated for the October 18<sup>th</sup> and November 15<sup>th</sup> Public Facilities Committee. However, the item was postponed for other projects due to time constraints. It should be on the January 2022 agenda as information. The Department has submitted our Capital Improvement Projects for FY23 through FY25 and the Construction of a Materials Recovery Facility is first on the list once a site is secured. FYI - The Solid Waste Management Plan Revision DRAFT should be ready for SW&R Board review in January 27, 2022. Mr. Bennet asked if there is a timeline of how to phase this in before the contract is up in 2025. Ms. Carter hopes to have the funds to start in FY23 and, once that site is pick, to have construction going through FY23.
- 13. MSW Definitions Update:** Chairman Boehme suggest a meeting with Mr. Graner to discuss issues with the definitions.
- 14. Approval 2022 Board Schedule:** The 2022 schedule was presented which follows previous years.
- 15. Public Comment:** None received.
- 16. Board Requests:** Mr. Bennett suggests having Waste Management come and do a presentation. Ms. Carter will reach back out to them now that the new contract has been signed. Ms. Hoffman has also been working with them to follow our commodities all the way through to their MRF. Ms. Carter suggests we wait to see if she can get this scheduled before we have them come. Mr. Bennett also asked about recycling rate sheet and what the time delay is for changes. Ms. Carter indicated the data is from a paid service via SC DHEC. Ms. Hoffman will clarify with Alex Miller.
- 17. Adjournment:** The meeting ended at 3:00 PM. The next regular Board meeting is scheduled for January 27, 2022, in the Executive Conference Room, Administration Building, 2:00 PM.

Solid Waste and Recycling Division Monthly Update  
November 21 Fiscal Year 2022  
Distributed to the Solid Waste and Recycling Board of Beaufort County

Solid Waste Overall County Convenience Center Tonnage

	November FY21	November FY22
<b>CLASS 3 WASTE (MSW)</b>	1,718.84	1,369.55
<b>CLASS 2 (C &amp; D)</b>	1,183.18	668.12
<b>CLASS 1 (Yard Waste)</b>	420.00	315.00
<b>TOTAL Convenience Center Tonnage</b>	3,322.02	2,352.67
<b>% of All Residential Disposal from CC</b>	45.94%	34.90%

Solid Waste Overall County Residential Route Tonnage

	November FY21	November FY22
<b>CLASS 3 WASTE (MSW)</b>	3,643.51	4,205.51
<b>CLASS 2 (C &amp; D)</b>	2.80	8.12
<b>CLASS 1 (Yard Waste)</b>	262.12	175.16
<b>TOTAL Residential Route Tonnage</b>	3,908.43	4,388.79
<b>% of All Residential Disposal from Residential Route</b>	54.06%	65.10%

Overall Solid Waste Activity by Solid Waste District

Solid Waste District	<b>CLASS 3 WASTE (MSW)</b>	<b>CLASS 2 WASTE (C &amp; D)</b>	<b>CLASS 1 WASTE (Yard)</b>	<b>Total District Tonnage</b>
District 1 City of Beaufort	332.61	0.21	119.31	452.13
District 2 Town of Port Royal	223.32	6.64	47.98	277.94
District 3 Town of Hilton Head	1,613.06	207.54	98.00	1,918.60
District 4 Town of Bluffton	426.57	187.25	108.50	722.32
District 5 Sheldon Township	90.87	8.88	3.50	103.25
District 6 Unincorporated Port Royal Island	595.03	109.27	24.50	728.80
District 7 Unincorporated Lady's Island	306.28	0.00	0.00	306.28
District 8 St. Helena & Islands East	428.97	112.29	80.50	621.76
District 9 Unincorporated Bluffton Township	1,547.98	0.90	7.87	1,556.75
Daufuskie	10.37	43.26	0.00	53.63
<b>MONTHLY OVERALL COUNTY TONNAGE</b>	5,575.06	676.24	490.16	6,741.46
<b>YTD OVERALL COUNTY TONNAGE</b>	29,478.92	3,945.62	2,891.91	36,316.45

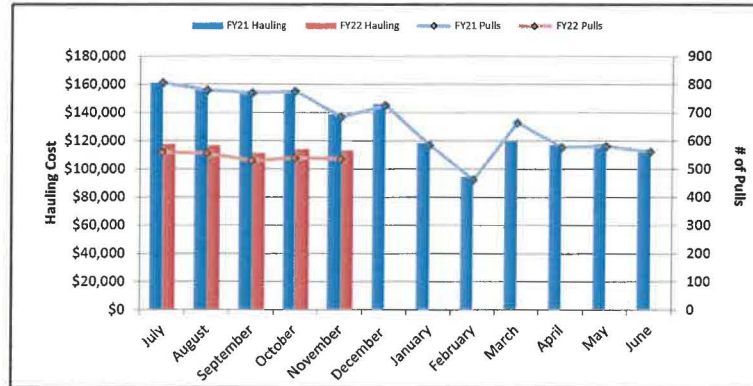


Solid Waste and Recycling Division Monthly Update  
November 21 Fiscal Year 2022  
Distributed to the Solid Waste and Recycling Board of Beaufort County

Solid Waste Hauling Costs

Month	FY21 Hauling	FY22 Hauling
July	\$161,290	\$117,661
August	\$156,477	\$116,724
September	\$155,129	\$111,370
October	\$156,092	\$114,017
November	\$138,572	\$113,186
December	\$146,273	
January	\$118,453	
February	\$94,492	
March	\$119,411	
April	\$116,996	
May	\$117,833	
June	\$113,212	
<b>TOTAL</b>	<b>\$1,594,230</b>	<b>\$572,958</b>

Solid Waste Hauling Costs



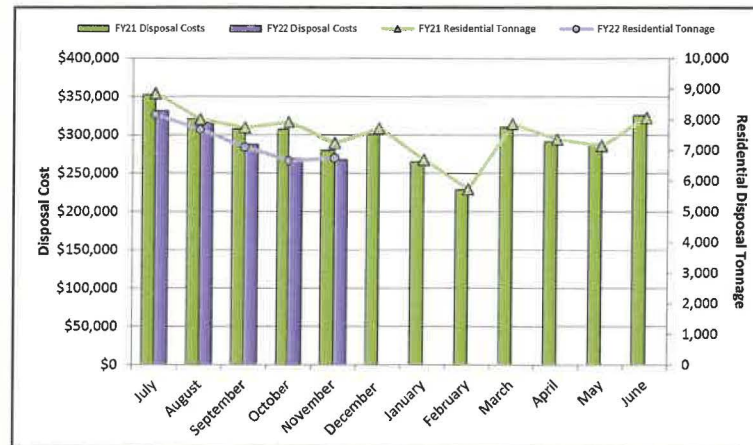
Number of Pulls

Month	FY21 Pulls	FY22 Pulls
July	805	560
August	779	555
September	770	529
October	775	539
November	684	535
December	725	
January	584	
February	461	
March	664	
April	577	
May	580	
June	561	
<b>TOTAL</b>	<b>7,965</b>	<b>2,718</b>

Solid Waste Disposal Costs

Month	FY21 Disposal Costs	FY22 Disposal Costs
July	\$352,309	\$331,480
August	\$320,672	\$315,265
September	\$307,386	\$287,624
October	\$307,563	\$269,066
November	\$279,719	\$267,059
December	\$300,758	
January	\$264,918	
February	\$228,179	
March	\$310,039	
April	\$291,095	
May	\$288,383	
June	\$325,346	
<b>TOTAL</b>	<b>\$3,576,367</b>	<b>\$1,470,494</b>

Solid Waste Disposal Cost



Total County Residential Tonnage Disposal

Month	FY21 Residential Tonnage	FY22 Residential Tonnage
July	8,852	8,158
August	8,000	7,669
September	7,734	7,094
October	7,923	6,653
November	7,230	6,741
December	7,715	
January	6,686	
February	5,724	
March	7,851	
April	7,359	
May	7,146	
June	8,058	
<b>TOTAL</b>	<b>90,278</b>	<b>36,315</b>

Solid Waste Hauling and Disposal Budgets Status

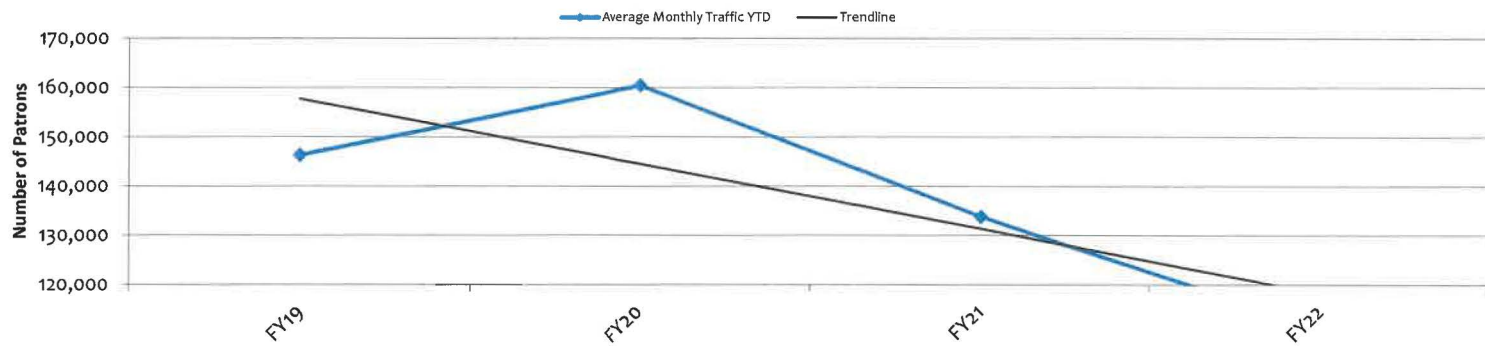
	FY21 Through November	FY22 Through November	FY21 % Expended	FY22 % Expended
Hauling Costs	\$767,560	\$572,958	40%	31%
Disposal Costs	\$1,567,649	\$1,470,494	50%	40%

Solid Waste and Recycling Division Monthly Update  
November 21 Fiscal Year 2022  
Distributed to the Solid Waste and Recycling Board of Beaufort County

Monthly Convenience Center Total Traffic Information

	November FY 21	November FY 22
<b>Hilton Head</b>	32,929	25,621
<b>Bluffton</b>	44,476	24,211
<b>Lobeco</b>	3,366	2,242
<b>Sheldon</b>	1,970	1,341
<b>Big Estate</b>	1,654	1,027
<b>Shanklin</b>	15,606	12,027
<b>Gate</b>	14,204	0
<b>St. Helena</b>	20,371	21,839
<b>Coffin Point</b>	1,572	2,131
<b>Cuffy</b>	1,573	1,429
<b>Pritchardville</b>	19,076	0
<b>Total Traffic for ALL Convenience Centers</b>	<b>156,797</b>	<b>91,868</b>

Average Monthly Traffic YTD by Fiscal Year

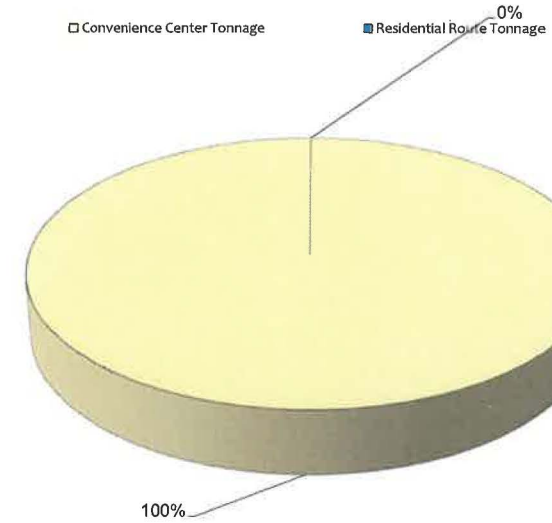


Solid Waste and Recycling Division Monthly Update  
November Fiscal Year 2022  
Distributed to the Solid Waste and Recycling Board of Beaufort County

Recycling Activity by Solid Waste District

Solid Waste District	Convenience Center Tonnage	Residential Route Tonnage	Overall County Tonnage by District	Commercial Tonnage
District 1 City of Beaufort		0.00	0.00	0.00
District 2 Town of Port Royal		0.00	0.00	0.00
District 3 Town of Hilton Head	96.79	0.00	96.79	0.00
District 4 Town of Bluffton	87.17	0.00	87.17	0.00
District 5 Sheldon Township	0.00	0.00	0.00	0.00
District 6 Unincorporated Port Royal Island	10.87	0.00	10.87	0.00
Solid Waste District 7 Unincorporated Lady's Island	0.00		0.00	0.00
Solid Waste District 8 St. Helena & Islands East	34.62	0.00	34.62	0.00
Solid Waste District 9 Unincorporated Bluffton Township	0.00	0.00	0.00	0.00
Daufuskie	0.00	0.00	0.00	0.00
<b>OVERALL COUNTY TONNAGE</b>	<b>229.45</b>	<b>0.00</b>	<b>229.45</b>	<b>0.00</b>
<b>COUNTY TONNAGE PLUS NEWSPAPER</b>	<b>38.25</b>			

Monthly Comparison of Residential Recycling Sources



YTD Residential Recycling Tonnage

	Convenience Center Tonnage	Residential Route Tonnage	YTD Residential Tonnage
YTD Residential Tonnage	1,253.23	0.00	1,412.99
	159.76		

Fiscal Year Overall County Recycling Tonnage & Services Comparison

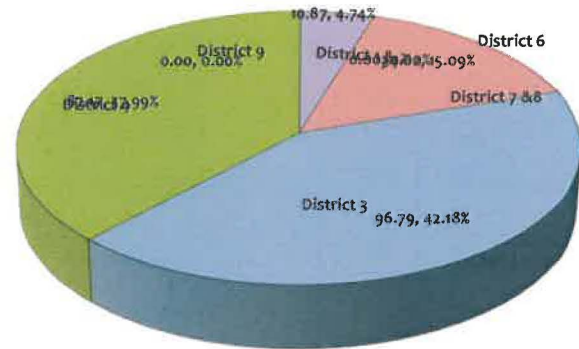
Month	FY 21 Recycling Tonnage	FY 22 Recycling Tonnage	FY 21 Recycling Services Cost	FY 22 Recycling Services Cost
July	417.79	317.29	\$91,474	\$76,651
August	376.38	287.07	\$99,359	\$73,295
September	297.47	275.51	\$93,385	\$67,200
October	313.89	265.42	\$95,939	\$69,799
November	325.30	267.70	\$98,554	\$61,555
December	400.21		\$100,046	
January	345.98		\$84,862	
February	312.37		\$68,759	
March	373.55		\$86,181	
April	429.02		\$81,563	
May	391.29		\$83,286	
June	436.60		\$77,381	
<b>TOTAL</b>	<b>4,419.85</b>	<b>1,412.99</b>	<b>\$1,060,789</b>	<b>\$348,500</b>

Residential Tonnage + Newspaper Tonnage NO Commercial Tonnage

Solid Waste Recycling Budget Status

	FY21 Through November	FY22 Through November	FY21 % Expended YTD	FY22 % Expended YTD
Recycling Services	\$478,711	\$348,500	54%	37%

Overall County Tonnage Comparison by District





Solid Waste and Recycling Division Monthly Update  
November 21 Fiscal Year 2022  
Distributed to the Solid Waste and Recycling Board of Beaufort County

Fiscal Year 22 Recycling Revenue						Fiscal Year 22 MRF Credit		
Month/Year	Charleston Steel	GEL	Hardeeville Metal	Low Country Batteries	Sonoco	Month/Year	Waste Management (MRF) *monthly processing cost/share revenue	Rebate/Balance
Jul-21		-\$700.00			\$4,128.79	Jul-21	\$19,981.57/\$8,051.56	-\$11,840.01
Aug-21		-\$1,036.00	\$234.00		\$1,641.59	Aug-21	\$17,117.09/\$7,235.55	-\$9,881.54
Sep-21	\$91,155.75	-\$924.00	\$28.95		\$4,783.77	Sep-21	\$16,967.72/\$9,450.13	-\$7,517.59
Oct-21		-\$532.00			\$2,670.27	Oct-21	\$17,023.15/\$9,179.12	-\$7,844.03
Nov-21		-\$784.00			\$5,025.49	Nov-21	\$18,538.35/\$11,088.77	-\$7,449.58
Dec-21						Dec-21		
Jan-22						Jan-22		
Feb-22						Feb-22		
Mar-22						Mar-22		
Apr-22						Apr-22		
May-22						May-22		
Jun-22						Jun-22		
Sub Totals	\$91,155.75	-\$3,976.00	\$262.95	\$0.00	\$18,249.91	Total	\$89,537.88/\$45,005.13	-\$44,532.75
GRAND TOTAL TO DATE								

\$105,692.61



Solid Waste and Recycling Division Monthly Update  
December 21 Fiscal Year 2022  
Distributed to the Solid Waste and Recycling Board of Beaufort County

Solid Waste Overall County Convenience Center Tonnage

	December FY21	December FY22
<b>CLASS 3 WASTE (MSW)</b>	1,742.02	1,421.40
<b>CLASS 2 (C &amp; D)</b>	1,139.78	744.29
<b>CLASS 1 (Yard Waste)</b>	483.00	353.50
<b>TOTAL Convenience Center Tonnage</b>	3,364.80	2,519.19
<b>% of All Residential Disposal from CC</b>	43.61%	36.30%

Solid Waste Overall County Residential Route Tonnage

	December FY21	December FY22
<b>CLASS 3 WASTE (MSW)</b>	4,033.96	4,165.42
<b>CLASS 2 (C &amp; D)</b>	31.60	16.41
<b>CLASS 1 (Yard Waste)</b>	285.10	238.36
<b>TOTAL Residential Route Tonnage</b>	4,350.66	4,420.19
<b>% of All Residential Disposal from Residential Route</b>	56.39%	63.70%

Overall Solid Waste Activity by Solid Waste District

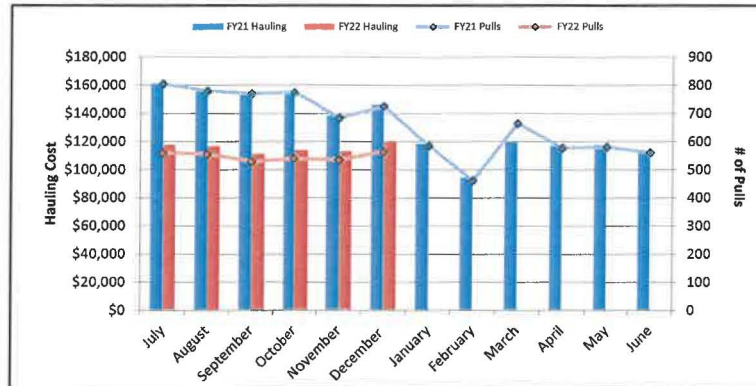
Solid Waste District	<b>CLASS 3 WASTE (MSW)</b>	<b>CLASS 2 WASTE (C &amp; D)</b>	<b>CLASS 1 WASTE (Yard)</b>	<b>Total District Tonnage</b>
District 1 City of Beaufort	309.91	3.97	109.47	423.35
District 2 Town of Port Royal	255.83	11.86	128.62	396.31
District 3 Town of Hilton Head	1,494.59	241.08	105.00	1,840.67
District 4 Town of Bluffton	515.60	240.97	112.00	868.57
District 5 Sheldon Township	112.07	10.99	0.00	123.06
District 6 Unincorporated Port Royal Island	537.11	106.92	28.00	672.03
District 7 Unincorporated Lady's Island	372.38	0.00	0.00	372.38
District 8 St. Helena & Islands East	436.94	144.36	108.50	689.80
District 9 Unincorporated Bluffton Township	1,522.61	0.55	0.27	1,523.43
Daufuskie	29.78	0.00	0.00	29.78
<b>MONTHLY OVERALL COUNTY TONNAGE</b>	5,586.82	760.70	591.86	6,939.38
<b>YTD OVERALL COUNTY TONNAGE</b>	35,065.74	4,706.32	3,483.77	43,255.83

Solid Waste and Recycling Division Monthly Update  
December 21 Fiscal Year 2022  
Distributed to the Solid Waste and Recycling Board of Beaufort County

Solid Waste Hauling Costs

Month	FY21 Hauling	FY22 Hauling
July	\$161,290	\$117,661
August	\$156,477	\$116,724
September	\$155,129	\$111,370
October	\$156,092	\$114,017
November	\$138,572	\$113,186
December	\$146,273	\$120,218
January	\$118,453	
February	\$94,492	
March	\$119,411	
April	\$116,996	
May	\$117,833	
June	\$113,212	
<b>TOTAL</b>	<b>\$1,594,230</b>	<b>\$693,176</b>

Solid Waste Hauling Costs



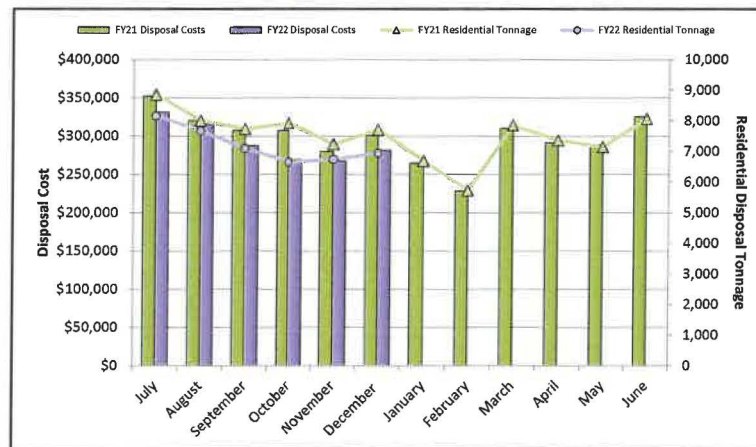
Number of Pulls

Month	FY21 Pulls	FY22 Pulls
July	805	560
August	779	555
September	770	529
October	775	539
November	684	535
December	725	564
January	584	
February	461	
March	664	
April	577	
May	580	
June	561	
<b>TOTAL</b>	<b>7,965</b>	<b>3,282</b>

Solid Waste Disposal Costs

Month	FY21 Disposal Costs	FY22 Disposal Costs
July	\$352,309	\$331,480
August	\$320,672	\$315,265
September	\$307,386	\$287,624
October	\$307,563	\$269,066
November	\$279,719	\$267,059
December	\$300,758	\$281,448
January	\$264,918	
February	\$228,179	
March	\$310,039	
April	\$291,095	
May	\$288,383	
June	\$325,346	
<b>TOTAL</b>	<b>\$3,576,367</b>	<b>\$1,751,942</b>

Solid Waste Disposal Cost



Total County Residential Tonnage Disposal

Month	FY21 Residential Tonnage	FY22 Residential Tonnage
July	8,852	8,158
August	8,000	7,669
September	7,734	7,094
October	7,923	6,653
November	7,230	6,741
December	7,715	6,939
January	6,686	
February	5,724	
March	7,851	
April	7,359	
May	7,146	
June	8,058	
<b>TOTAL</b>	<b>90,278</b>	<b>43,254</b>

Solid Waste Hauling and Disposal Budgets Status

	FY21 Through December	FY22 Through December	FY21 % Expended	FY22 % Expended
Hauling Costs	\$913,833	\$693,176	48%	37%
Disposal Costs	\$1,868,407	\$1,751,942	60%	48%

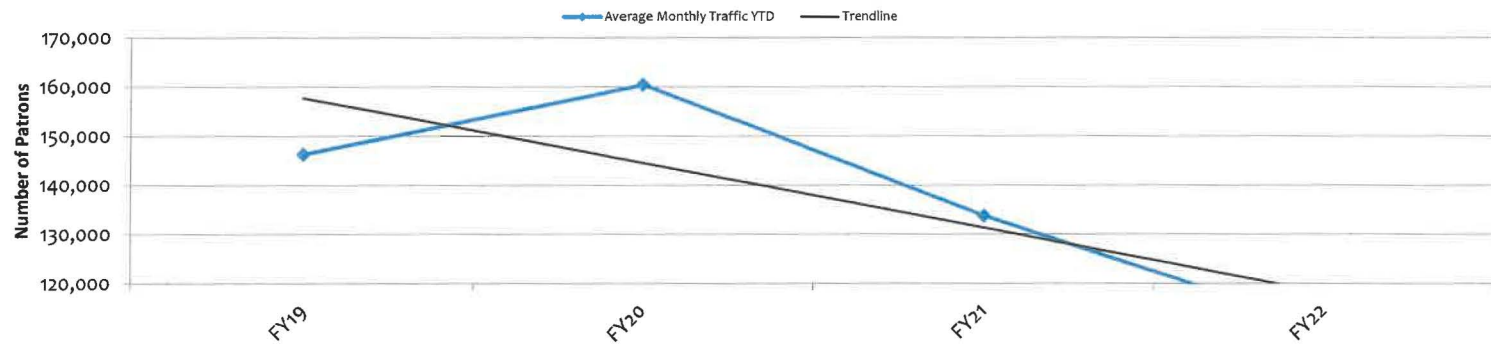


Solid Waste and Recycling Division Monthly Update  
December 21 Fiscal Year 2022  
Distributed to the Solid Waste and Recycling Board of Beaufort County

Monthly Convenience Center Total Traffic Information

	December FY 21	December FY 22
<b>Hilton Head</b>	45,271	28,529
<b>Bluffton</b>	35,230	36,716
<b>Lobeco</b>	3,634	3,044
<b>Sheldon</b>	1,758	1,193
<b>Big Estate</b>	1,700	971
<b>Shanklin</b>	13,861	14,321
<b>Gate</b>	13,156	0
<b>St. Helena</b>	24,274	25,274
<b>Coffin Point</b>	1,712	2,407
<b>Cuffy</b>	1,419	1,219
<b>Pritchardville</b>	14,339	0
<b>Total Traffic for ALL Convenience Centers</b>	<b>156,354</b>	<b>113,674</b>

Average Monthly Traffic YTD by Fiscal Year



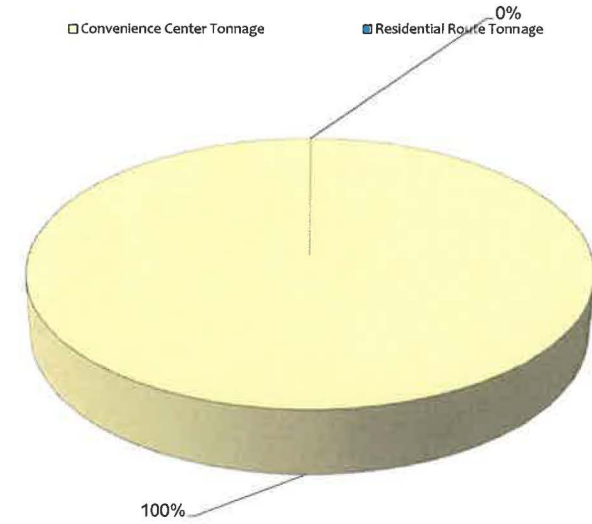


Solid Waste and Recycling Division Monthly Update  
December Fiscal Year 2022  
Distributed to the Solid Waste and Recycling Board of Beaufort County

Recycling Activity by Solid Waste District

Solid Waste District	Convenience Center Tonnage	Residential Route Tonnage	Overall County Tonnage by District	Commercial Tonnage
District 1 City of Beaufort		0.00	0.00	0.00
District 2 Town of Port Royal		0.00	0.00	0.00
District 3 Town of Hilton Head	120.60	0.00	120.60	0.00
District 4 Town of Bluffton	94.65	0.00	94.65	0.00
District 5 Sheldon Township	0.00	0.00	0.00	0.00
District 6 Unincorporated Port Royal Island	10.72	0.00	10.72	0.00
Solid Waste District 7 Unincorporated Lady's Island	0.00		0.00	0.00
Solid Waste District 8 St. Helena & Islands East	43.88	0.00	43.88	0.00
Solid Waste District 9 Unincorporated Bluffton Township	0.00	0.00	0.00	0.00
Daufuskie	0.00	0.00	0.00	0.00
OVERALL COUNTY TONNAGE	269.85	0.00	269.85	0.00
COUNTY TONNAGE PLUS NEWSPAPER	52.88			

Monthly Comparison of Residential Recycling Sources



YTD Residential Recycling Tonnage

	Convenience Center Tonnage	Residential Route Tonnage	YTD Residential Tonnage
YTD Residential Tonnage	1,523.08	0.00	1,735.72
	212.64		

Fiscal Year Overall County Recycling Tonnage & Services Comparison

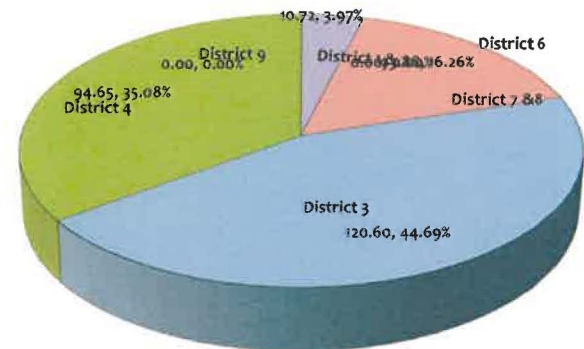
Month	FY 21 Recycling Tonnage	FY 22 Recycling Tonnage	FY 21 Recycling Services Cost	FY 22 Recycling Services Cost
July	417.79	317.29	\$91,474	\$76,651
August	376.38	287.07	\$99,359	\$73,295
September	297.47	275.51	\$93,385	\$67,200
October	313.89	265.42	\$95,939	\$69,799
November	325.30	267.70	\$98,554	\$61,555
December	400.21	322.73	\$100,046	\$66,752
January	345.98		\$84,862	
February	312.37		\$68,759	
March	373.55		\$86,181	
April	429.02		\$81,563	
May	391.29		\$83,286	
June	436.60		\$77,381	
<b>TOTAL</b>	<b>4,419.85</b>	<b>1,735.72</b>	<b>\$1,060,789</b>	<b>\$415,252</b>

Residential Tonnage + Newspaper Tonnage NO Commercial Tonnage

Solid Waste Recycling Budget Status

	FY21 Through December	FY22 Through December	FY21 % Expended YTD	FY22 % Expended YTD
Recycling Services	\$578,757	\$415,252	66%	44%

Overall County Tonnage Comparison by District



Solid Waste and Recycling Division Monthly Update  
December 21 Fiscal Year 2022  
Distributed to the Solid Waste and Recycling Board of Beaufort County

Fiscal Year 22 Recycling Revenue						Fiscal Year 22 MRF Credit		
Month/Year	Charleston Steel	GEL	Hardeeville Metal	Low Country Batteries	Sonoco	Month/Year	Waste Management (MRF) *monthly processing cost/share revenue	Rebate/Balance
Jul-21		-\$700.00			\$4,128.79	Jul-21	\$19,981.57/\$8,051.56	-\$11,840.01
Aug-21		-\$1,036.00	\$234.00		\$1,641.59	Aug-21	\$17,117.09/\$7,235.55	-\$9,881.54
Sep-21	\$91,155.75	-\$924.00	\$28.95		\$4,783.77	Sep-21	\$16,967.72/\$9,450.13	-\$7,517.59
Oct-21		-\$532.00			\$2,670.27	Oct-21	\$17,023.15/\$9,179.12	-\$7,844.03
Nov-21		-\$784.00			\$5,025.49	Nov-21	\$18,538.35/\$11,088.77	-\$7,449.58
Dec-21		-\$1,596.00			\$7,012.96	Dec-21	\$15,500.79/\$10,831.36	-\$4,669.43
Jan-22						Jan-22		
Feb-22						Feb-22		
Mar-22						Mar-22		
Apr-22						Apr-22		
May-22						May-22		
Jun-22						Jun-22		
Sub Totals	\$91,155.75	-\$5,572.00	\$262.95	\$0.00	\$25,262.87	Total	\$105,038.67/\$55,836.49	-\$49,202.18
GRAND TOTAL TO DATE					\$111,109.57			