



**County Council of
Beaufort County
Solid Waste and
Recycling Board
Meeting**

Chairman

RANDY BOEHME

Vice Chairman

VACANT

Council Liaison

YORK GLOVER

Interim County Administrator

ERIC GREENWAY

Clerk to Council

SARAH W. BROCK

Staff Support

CINDY CARTER

Administration Building

Beaufort County Government
Robert Smalls Complex
100 Ribaut Road

Contact

Post Office Drawer 1228
Beaufort, South Carolina 29901-1228
(843) 255-2180
www.beaufortcountysc.gov

Solid Waste and Recycling Board Agenda

Thursday, March 25, 2021 at 2:00 PM

[This meeting is being held virtually in accordance with Beaufort County Resolution 2020/05]

THIS MEETING WILL BE CLOSED TO THE PUBLIC. CITIZEN COMMENTS WILL BE ACCEPTED IN WRITING VIA EMAIL TO THE SOLID WASTE AND RECYCLING DIRECTOR AT ccarter@bcgov.net OR PO DRAWER 1228, BEAUFORT, SC 29901. CITIZENS MAY ALSO CALL 843-255-2745 TO SIGN UP FOR PUBLIC COMMENT PARTICIPATION BY PHONE

1. [Public notification of this meeting has been published, posted, and distributed in compliance with the South Carolina Freedom of Information Act]
2. CALL TO ORDER
3. APPROVAL OF AGENDA
4. APPROVAL OF MINUTES – December 3, 2020
5. INTRODUCTIONS
6. PUBLIC COMMENT
7. UPDATES REGARDING MEETINGS WITH COUNTY COUNCIL (ALL)
8. ELECTION OF VICE CHAIRMAN – REPLACES DAVID UEHLING

REPORTS

9. SWR MONTHLY REPORT OVERVIEW
10. RECYCLING COORDINATOR REPORT
11. VOLUNTEER COORDINATOR REPORT
12. LITTER AND ENFORCEMENT REPORT

DISCUSSION ITEMS

13. UPDATE CONVENIENCE CENTER CHANGES
14. UPDATE ENTERPRISE FUND
15. SOLID WASTE MANAGEMENT PLAN
16. ARBOR NATURE C & D RECYCLING and TRANSFER STATION
17. GLASSWRXSC (CHRIS FISHER)
18. PUBLIC COMMENT
19. BOARD REQUESTS
20. ADJOURNMENT - Next meeting May 27, 2021, 2:00 PM, Executive Conference Room, Administration Building, Beaufort County Government Robert Smalls Complex, 100 Ribaut Road, Beaufort, SC



Beaufort County Solid Waste and Recycling Board Meeting

Thursday, December 3, 2020 2:00 pm

Virtual via Webex

Attendees:

Randy Boehme, Chairman District 9 Representative
Kim Corley, District 8 Representative
Sally Dennis, District 7 Representative
Bill Graner, District 6 Representative
Lawrence Bryan, District 5 Representative
Mike Bennett, District 3 Representative (Ex-Officio)
Jennifer Sharp, District 2 Representative (Ex-Officio)
Cindy Carter, Solid Waste and Recycling
Angel Marcinkoski, Solid Waste and Recycling
Artrell Horne, Solid Waste and Recycling

Absentees:

Derrick Coaxum, District 4 Representative (Ex-Officio)
Bryan Durrance, District 1 (Ex-Officio)
Brad Woods, MCRD Liaison
Chris Vaigneur, MCAS Liaison
Reahnita Tuten, SC DHEC Liaison
Caroline Jordan Dolbey, Solid Waste and Recycling

Guests Attending:

n/a

1. **Call to Order:** Chairman Boehme called the meeting to order at 2:05 PM
2. **Approval of Agenda:** Chairman Boehme confirmed that all had reviewed. No changes.
3. **Approval of Minutes – April 2, 2020:** Chairman Boehme requested a motion to approve the Minutes; seconded by Ms. Corley.
4. **Introductions:** All virtually present were introduced.
5. **Public Comment:** None received.
6. **Updates Regarding Meetings with County Council (All):** Chairman Boehme indicated that he has ongoing discussion with Councilman Lawson. He was introduced to the new Bluffton Police Chief and routinely discusses issues with Marc Orlando and Mayor Sulka. Noted negative Convenience Center article by Sheriff Tanner's mother but urges all to keep pushing the positive. Mike Bennett noted Josh Gruber is Interim Town Manager and gave a brief update on Arbor Nature transfer station permitting (pending SC DHEC). If permitted, might be an option for overflow yard waste and C&D from Center. Chairman Boehme urged all to continue speaking with Council and Municipality representatives.
7. **Election of Vice Chairman – Replaces David Uehling:** No voting members have volunteered at this time. Will be deferred to the next meeting.
8. **SWR Monthly Report Overview:** Ms. Carter reminded Board that although several meetings were cancelled, all Board reports are available. The end of FY20 (June 30, 2020) noted 88,476 tons of waste generated in Beaufort County. Compared to FY19 (82,379 tons) there was an increase of 6,000 tons. During the first quarter of FY21, the County has produced 32,509 tons of waste. At this rate, we could anticipate 95,000 tons by the end of FY21. Municipal solid waste collected (October) is 68.5% from curbside collection and 31.5% from the Centers. Traffic into the Centers has increased 8,000 trips compared to October 2019. Recycling rates are 6% for loose commodities but that doesn't include bulk metal or OCC baled by the County.
9. **Recycling Coordinator Report:** Ms. Carter announced that Ashley Jenkins has left Beaufort County employment and is working for the SC Department of Commerce. We wish her the best in her new recycling role and know that Ashley will continue to support Beaufort County. An electronics recycling event was held September 12th with 847 patrons (35.94 tons collected). Shredding has been discontinued for 2021. Three SC DHEC grants were awarded: Waste Tire \$4,750, Solid Waste Outreach \$9,000 and Used Oil \$32,826. We have applied for two Palmetto Pride grants (\$10,000 each) and are awaiting award notification.
10. **Volunteer Coordinator Report:** Ms. Carter reported for Caroline Dolbey. We currently have 106 active Adopt-A-Highway groups. Through November of 2020 they have collected 85,000 pounds of

litter. Great efforts with the obstacles of COVID-19. Riverbend dropped (Highway 170) per traffic safety concerns and will request the County Litter crew take over that former AAH area.

- 11. Litter and Enforcement Report:** Ms. Carter thanked Artrell Horne for heading up the Fall Clean-up. There were 60 County staff from Parks and Recreation, Public Works and SW&R Departments. Chairman Boehme stressed the need to keep moving forward. John Milledge and Dierdre Brown (Foremen) have been added to Enforcement Officer staffing.
- 12. Update Convenience Center Changes:** Ms. Carter reported that SW&R presents monthly updates to Public Facilities Committee on the Centers. On October 1, 2020, the new times [7:30AM-6:00PM] and changes of operational days at a few Centers began. Gate and Pritchardville Centers will close December 31, 2020. There was a brief summary of the decal program: Angel Marcinkoski is our new Business Manager and is lead on the Decal Program. Registration for the decal can be online (preferred) or postcard (manually entered). Each application is specific to the residential property and will include one decal and an electronic decal to the e-mail address provided. Decals will be implemented January 1, 2021 to include Hilton Head Convenience Center and the initial trial will be “soft” until all decal requests are issued. Chairman Boehme commended SW&R on the progress for this enormous task.
- 13. Enterprise Fund Ordinance and Fee Study:** Ms. Carter reminded the Board that the Enterprise Fund Ordinance recommendation first came through the Solid Waste and Recycling Board. It went through three readings of Council and was approved. The Tischler Bise Fee Study (e-mailed to the Board) is the fee structure to go with the Ordinance. Currently, SW&R funds are allocated via the General Fund. This fee would show them as an independent line on the tax statement and take those funds out of the General Fund. The proposed fee will include operating costs and future capital needs. Chairman Boehme called for a vote. All five Board members voted YES. Subsequent discussion from Mr. Graner on the term ‘household’. Questions will be submitted by Graner.
- 14. Weston and Sampson Final Report:** Ms. Carter stated the Weston and Sampson report was received in August. Attention remains with the Goldsmith study and those operational changes. There has been one follow up call since the Westin and Sampson report was received. In summary, the report focused on Beaufort, Colleton, Hampton and Jasper Counties. The evaluation was focused on population and existing opportunities for a Regional approach to waste and recycling. Most findings were not favorable for a four-county approach, but Jasper and Colleton are still interested. Our first step toward a ‘Sustainability Campus’ will be a MRF in Bluffton to handle Convenience Center materials currently collected. We hope to have this completed by August 1, 2021 when the current contract expires. Jasper and Colleton are interested on developments. A copy of the report will be sent to all.
- 15. GlassWRXSC (Chris Fisher):** Due to technical difficulties, the presentation will be postponed until a future Board meeting.
- 16. Packer Truck – FY21 Budget:** The current equipment has 374,000 miles. A new truck has been ordered and should be delivered by the end of the month.
- 17. Public Comment:** None received.
- 18. Board Requests:** Reappointments were approved for Ms. Corley and Mr. Graner.
- 19. Adjournment:** The meeting ended at 3:08 PM. The next regular Board meeting is scheduled for January 28, 2021, in the Executive Conference Room, Administration Building, 2:00 PM.

Solid Waste and Recycling Division Monthly Update
January 21 Fiscal Year 2021
Distributed to the Solid Waste and Recycling Board of Beaufort County

Solid Waste Overall County Convenience Center Tonnage

	January FY20	January FY21
CLASS 3 WASTE (MSW)	1,835.02	1,476.52
CLASS 2 (C & D)	1,102.89	787.45
CLASS 1 (Yard Waste)	526.42	365.45
TOTAL Convenience Center Tonnage	3,464.33	2,629.42
% of All Residential Disposal from CC	47.72%	39.33%

Solid Waste Overall County Residential Route Tonnage

	January FY20	January FY21
CLASS 3 WASTE (MSW)	3,519.92	3,814.59
CLASS 2 (C & D)	1.00	2.65
CLASS 1 (Yard Waste)	274.33	239.14
TOTAL Residential Route Tonnage	3,795.25	4,056.38
% of All Residential Disposal from Residential Route	52.28%	60.67%

Overall Solid Waste Activity by Solid Waste District

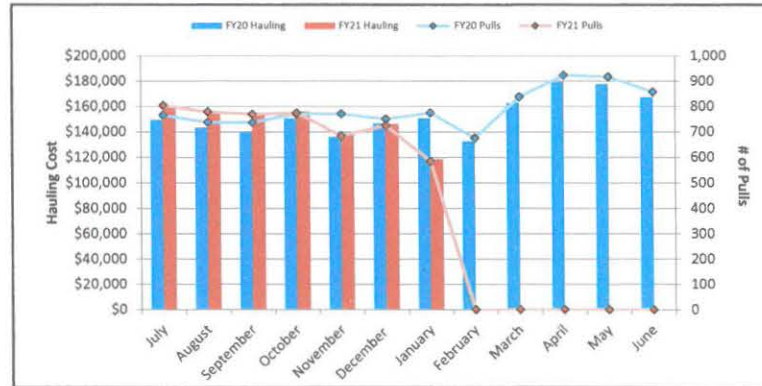
Solid Waste District	CLASS 3 WASTE (MSW)	CLASS 2 WASTE (C & D)	CLASS 1 WASTE (Yard)	Total District Tonnage
District 1 City of Beaufort	429.06	0.22	25.61	454.89
District 2 Town of Port Royal	140.91	0.00	213.25	354.16
District 3 Town of Hilton Head	1,513.30	246.73	126.90	1,886.93
District 4 Town of Bluffton	521.72	215.00	112.49	849.21
District 5 Sheldon Township	88.59	25.97	0.00	114.56
District 6 Unincorporated Port Royal Island	406.00	107.02	28.06	541.08
District 7 Unincorporated Lady's Island	340.33	0.00	0.00	340.33
District 8 St. Helena & Islands East	450.56	173.46	98.00	722.02
District 9 Unincorporated Bluffton Township	1,379.37	1.83	0.22	1,381.42
Daufuskie	21.27	19.87	0.00	41.14
MONTHLY OVERALL COUNTY TONNAGE	5,291.11	790.10	604.53	6,685.74
YTD OVERALL COUNTY TONNAGE	41,488.51	7,526.65	5,125.51	54,140.67

Solid Waste and Recycling Division Monthly Update
January 21 Fiscal Year 2021
Distributed to the Solid Waste and Recycling Board of Beaufort County

Solid Waste Hauling Costs

Month	FY20 Hauling	FY21 Hauling
July	\$149,635	\$161,290
August	\$143,339	\$156,477
September	\$140,191	\$155,129
October	\$150,634	\$156,092
November	\$136,063	\$138,572
December	\$146,898	\$146,273
January	\$150,821	\$118,453
February	\$132,887	\$0
March	\$162,982	\$0
April	\$179,450	\$0
May	\$177,982	\$0
June	\$167,189	\$0
TOTAL	\$1,838,071	\$1,032,286

Solid Waste Hauling Costs



Number of Pulls

Month	FY20 Pulls	FY21 Pulls
July	766	805
August	737	779
September	737	770
October	771	775
November	771	684
December	751	725
January	774	584
February	676	0
March	837	0
April	924	0
May	918	0
June	857	0
TOTAL	9,519	5,122

Solid Waste Disposal Costs

Month	FY20 Disposal Costs	FY21 Disposal Costs
July	\$322,656	\$352,309
August	\$281,302	\$320,672
September	\$238,511	\$307,386
October	\$259,879	\$307,563
November	\$221,011	\$279,719
December	\$279,549	\$300,758
January	\$277,022	\$264,918
February	\$237,064	\$0
March	\$300,692	\$0
April	\$327,308	\$0
May	\$321,776	\$0
June	\$350,965	\$0
TOTAL	\$3,417,735	\$2,133,325

Solid Waste Disposal Cost



Total County Residential Tonnage Disposal

Month	FY20 Residential Tonnage	FY21 Residential Tonnage
July	8,085	8,852
August	7,148	8,000
September	5,661	7,734
October	6,824	7,923
November	6,232	7,230
December	7,204	7,715
January	7,260	6,686
February	6,219	0
March	7,925	0
April	8,581	0
May	8,343	0
June	8,995	0
TOTAL	88,477	54,140

Solid Waste Hauling and Disposal Budgets Status

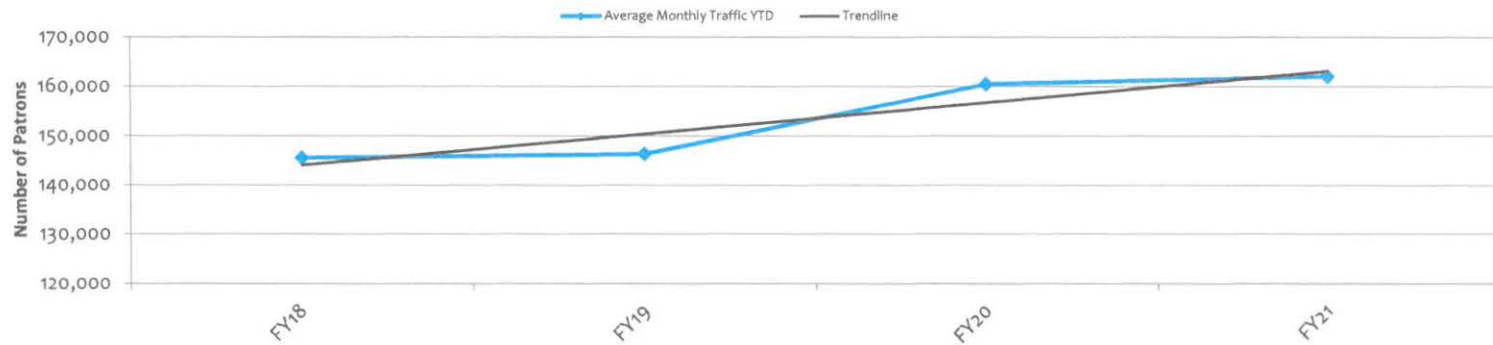
	FY20 Through January	FY21 Through January	FY20 % Expended	FY21 % Expended
Hauling Costs	\$1,017,581	\$1,032,286	53%	58%
Disposal Costs	\$1,879,930	\$2,133,325	60%	60%

Solid Waste and Recycling Division Monthly Update
January 21 Fiscal Year 2021
Distributed to the Solid Waste and Recycling Board of Beaufort County

Monthly Convenience Center Total Traffic Information

	January FY 20	January FY 21
Hilton Head	38,467	28,691
Bluffton	37,878	30,286
Lobeco	6,115	2,779
Sheldon	2,096	1,636
Big Estate	1,388	1,588
Shanklin	12,309	15,842
Gate	12,948	0
St. Helena	27,286	22,267
Coffin Point	1,794	1,500
Cuffy	1,597	1,499
Pritchardville	13,055	0
Total Traffic for ALL Convenience Centers	154,933	106,088

Average Monthly Traffic YTD by Fiscal Year

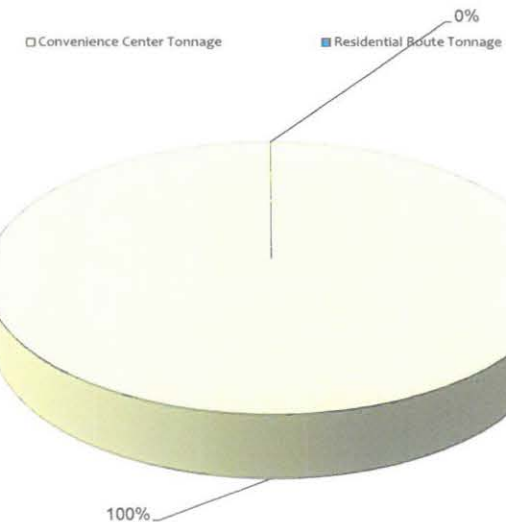


Solid Waste and Recycling Division Monthly Update
January 21 Fiscal Year 2021
Distributed to the Solid Waste and Recycling Board of Beaufort County

Recycling Activity by Solid Waste District

Solid Waste District	Convenience Center Tonnage	Residential Route Tonnage	Overall County Tonnage by District	Commercial Tonnage
District 1 City of Beaufort		0.00	0.00	0.00
District 2 Town of Port Royal		0.00	0.00	0.00
District 3 Town of Hilton Head	117.04	0.00	117.04	0.00
District 4 Town of Bluffton	120.83	0.00	120.83	0.00
District 5 Sheldon Township	0.00	0.00	0.00	0.00
District 6 Unincorporated Port Royal Island	9.98	0.00	9.98	0.00
Solid Waste District 7 Unincorporated Lady's Island	0.00		0.00	0.00
Solid Waste District 8 St. Helena & Islands East	47.34	0.00	47.34	0.00
Solid Waste District 9 Unincorporated Bluffton Township	1.72	0.00	1.72	0.00
Daufuskie	0.00	0.00	0.00	0.00
OVERALL COUNTY TONNAGE	296.91	0.00	296.91	0.00
COUNTY TONNAGE PLUS NEWSPAPER	40.88			

Monthly Comparison of Residential Recycling Sources



YTD Residential Recycling Tonnage

	Convenience Center Tonnage	Residential Route Tonnage	YTD Residential Tonnage
YTD Residential Tonnage	2,377.69	0.00	2,377.69
	529.02		2,906.71

Fiscal Year Overall County Recycling Tonnage & Services Comparison

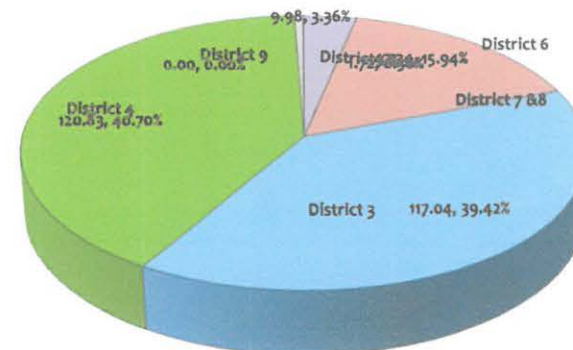
Month	FY 20 Recycling Tonnage	FY 21 Recycling Tonnage	FY 20 Recycling Services Cost	FY 21 Recycling Services Cost
July	425.11	407.45	\$95,549	\$91,474
August	376.38	432.49	\$96,294	\$99,359
September	297.47	447.25	\$78,075	\$93,385
October	313.89	417.79	\$81,800	\$95,939
November	325.30	430.37	\$93,181	\$98,554
December	400.21	433.57	\$93,537	\$100,046
January	345.98	337.79	\$93,119	\$84,862
February	312.37	0.00	\$82,589	\$0
March	373.55	0.00	\$94,627	\$0
April	429.02	0.00	\$106,272	\$0
May	391.29	0.00	\$99,700	\$0
June	436.60	0.00	\$94,283	\$0
TOTAL	4,427.17	2,906.71	\$1,109,026	\$663,619

Residential Tonnage + Newspaper Tonnage NO Commercial Tonnage

Solid Waste Recycling Budget Status

	FY20 Through January	FY21 Through January	FY20 % Expended YTD	FY21 % Expended YTD
Recycling Services	\$631,555	\$663,619	99%	75%

Overall County Tonnage Comparison by District



Solid Waste and Recycling Division Monthly Update
January 21 Fiscal Year 2021
Distributed to the Solid Waste and Recycling Board of Beaufort County

Fiscal Year 20 Recycling Revenue						Fiscal Year 20 MRF Credit		
Month/Year	Charleston Steel	GEL	Hardeeville Metal	Low Country Batteries	Sonoco	Month/Year	Waste Management (MRF) *monthly processing cost/share revenue	Rebate/Balance
Jul-20		-\$1,428.00	\$199.00		\$1,426.46	Jul-20	\$23,813.32/\$6,889.00	-\$16,924.32
Aug-20		-\$1,848.00	\$0.00		\$1,257.06	Aug-20	\$25,048.57/\$5,614.69	-\$19,433.88
Sep-20	\$1,175.39	-\$2,492.00	\$0.00		\$2,128.85	Sep-20	\$23,813.32/\$6,889.00	-\$16,924.32
Oct-20		-\$2,100.00	\$125.72		\$697.52	Oct-20	\$23,617.11/\$5,972.60	-\$17,644.51
Nov-20	\$2,214.72	-\$1,428.00	\$0.00		\$1,293.99	Nov-20	\$26,225.45/\$7,062.45	-\$19,163.00
Dec-20		-\$1,624.00	\$0.00		\$1,456.86	Dec-20	\$24,859.60/\$6,408.13	-\$18,451.47
Jan-21		-\$924.00	\$0.00		\$0.00	Jan-21	\$20,532.52/\$5,379.98	-\$15,152.54
Feb-21						Feb-21	0.00/0.00	
Mar-21						Mar-21	0.00/0.00	
Apr-21						Apr-21	0.00/0.00	
May-21						May-21	0.00/0.00	
Jun-21						Jun-21	0.00/0.00	
Sub Totals	\$3,390.11	-\$11,844.00	\$324.72	\$0.00	\$8,260.74	Total	\$167,909.89/\$44,215.85	-\$123,694.04
GRAND TOTAL TO DATE					\$131.57			

Solid Waste and Recycling Division Monthly Update
February 21 Fiscal Year 2021
Distributed to the Solid Waste and Recycling Board of Beaufort County

Solid Waste Overall County Convenience Center Tonnage

	February FY20	February FY21
CLASS 3 WASTE (MSW)	1,615.84	1,164.08
CLASS 2 (C & D)	981.69	696.33
CLASS 1 (Yard Waste)	483.00	306.41
TOTAL Convenience Center Tonnage	3,080.53	2,166.82
% of All Residential Disposal from CC	49.53%	37.86%

Solid Waste Overall County Residential Route Tonnage

	February FY20	February FY21
CLASS 3 WASTE (MSW)	2,923.96	3,426.10
CLASS 2 (C & D)	1.45	1.58
CLASS 1 (Yard Waste)	213.48	129.45
TOTAL Residential Route Tonnage	3,138.89	3,557.13
% of All Residential Disposal from Residential Route	50.47%	62.14%

Overall Solid Waste Activity by Solid Waste District

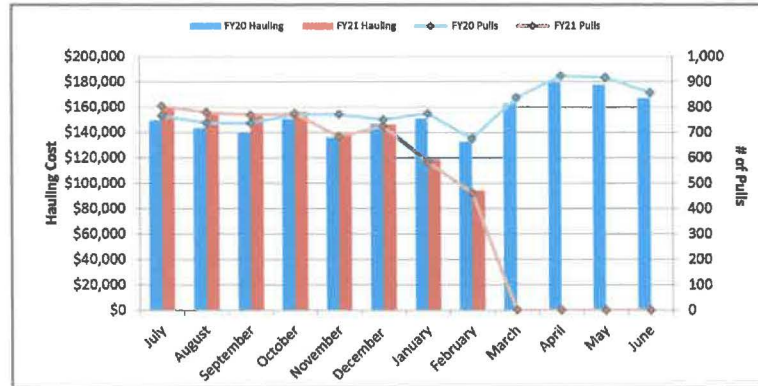
Solid Waste District	CLASS 3 WASTE (MSW)	CLASS 2 WASTE (C & D)	CLASS 1 WASTE (Yard)	Total District Tonnage
District 1 City of Beaufort	346.60	0.00	13.64	360.24
District 2 Town of Port Royal	180.70	0.00	115.81	296.51
District 3 Town of Hilton Head	1,300.34	224.48	94.50	1,619.32
District 4 Town of Bluffton	410.38	187.14	106.91	704.43
District 5 Sheldon Township	61.27	25.16	3.50	89.93
District 6 Unincorporated Port Royal Island	409.56	99.25	24.50	533.31
District 7 Unincorporated Lady's Island	265.79	0.00	0.00	265.79
District 8 St. Helena & Islands East	379.91	149.23	77.00	606.14
District 9 Unincorporated Bluffton Township	1,222.25	0.76	0.00	1,223.01
Daufuskie	13.38	11.89	0.00	25.27
MONTHLY OVERALL COUNTY TONNAGE	4,590.18	697.91	435.86	5,723.95
YTD OVERALL COUNTY TONNAGE	46,078.69	8,224.56	5,561.37	59,864.62

Solid Waste and Recycling Division Monthly Update
February 21 Fiscal Year 2021
Distributed to the Solid Waste and Recycling Board of Beaufort County

Solid Waste Hauling Costs

Month	FY20 Hauling	FY21 Hauling
July	\$149,635	\$161,290
August	\$143,339	\$156,477
September	\$140,191	\$155,129
October	\$150,634	\$156,092
November	\$136,063	\$138,572
December	\$146,898	\$146,273
January	\$150,821	\$118,453
February	\$132,887	\$94,492
March	\$162,982	\$0
April	\$179,450	\$0
May	\$177,982	\$0
June	\$167,189	\$0
TOTAL	\$1,838,071	\$1,126,778

Solid Waste Hauling Costs



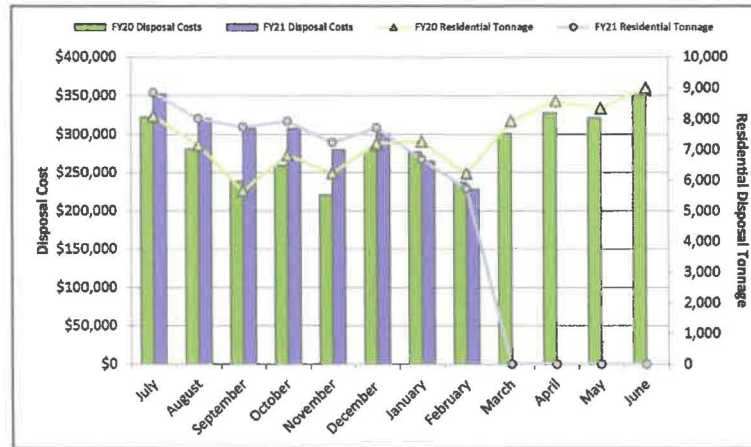
Number of Pulls

Month	FY20 Pulls	FY21 Pulls
July	766	805
August	737	779
September	737	770
October	771	775
November	771	684
December	751	725
January	774	584
February	676	461
March	837	0
April	924	0
May	918	0
June	857	0
TOTAL	9,519	5,583

Solid Waste Disposal Costs

Month	FY20 Disposal Costs	FY21 Disposal Costs
July	\$322,656	\$352,309
August	\$281,302	\$320,672
September	\$238,511	\$307,386
October	\$259,879	\$307,563
November	\$221,011	\$279,719
December	\$279,549	\$300,758
January	\$277,022	\$264,918
February	\$237,064	\$228,179
March	\$300,692	\$0
April	\$327,308	\$0
May	\$321,776	\$0
June	\$350,965	\$0
TOTAL	\$3,417,735	\$2,361,504

Solid Waste Disposal Cost



Total County Residential Tonnage Disposal

Month	FY20 Residential Tonnage	FY21 Residential Tonnage
July	8,085	8,852
August	7,148	8,000
September	5,661	7,734
October	6,824	7,923
November	6,232	7,230
December	7,204	7,715
January	7,260	6,686
February	6,219	5,724
March	7,925	0
April	8,581	0
May	8,343	0
June	8,995	0
TOTAL	88,477	59,864

Solid Waste Hauling and Disposal Budgets Status

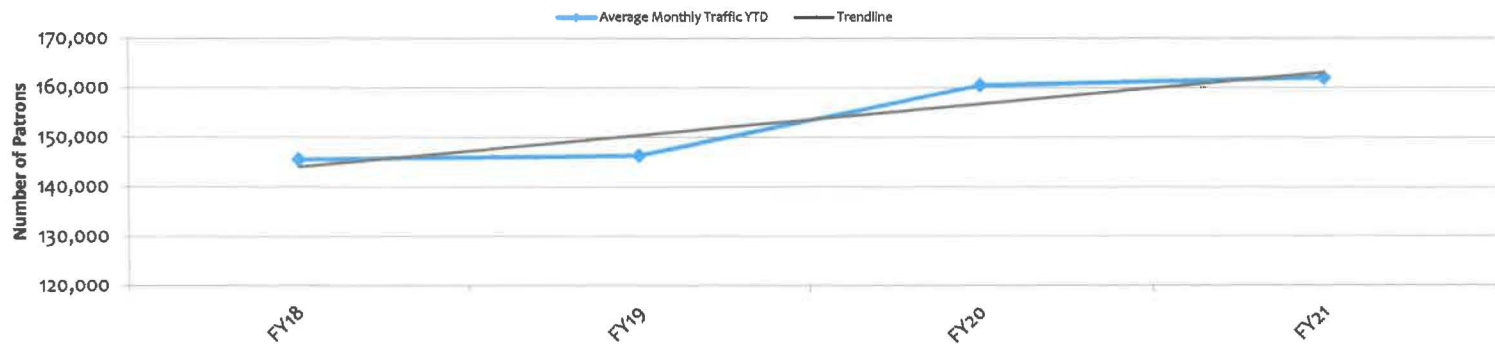
	FY20 Through February	FY21 Through February	FY20 % Expended	FY21 % Expended
Hauling Costs	\$1,150,468	\$1,126,778	60%	63%
Disposal Costs	\$2,116,994	\$2,361,504	68%	67%

Solid Waste and Recycling Division Monthly Update
February 21 Fiscal Year 2021
Distributed to the Solid Waste and Recycling Board of Beaufort County

Monthly Convenience Center Total Traffic Information

	February FY 20	February FY 21
Hilton Head	36,860	28,610
Bluffton	33,775	32,298
Lobeco	5,437	3,450
Sheldon	2,027	1,463
Big Estate	1,241	1,545
Shanklin	11,930	14,690
Gate	12,663	0
St. Helena	22,030	24,216
Coffin Point	1,888	2,103
Cuffy	1,667	1,163
Pritchardville	11,624	0
Total Traffic for ALL Convenience Centers	141,142	109,538

Average Monthly Traffic YTD by Fiscal Year



Solid Waste and Recycling Division Monthly Update

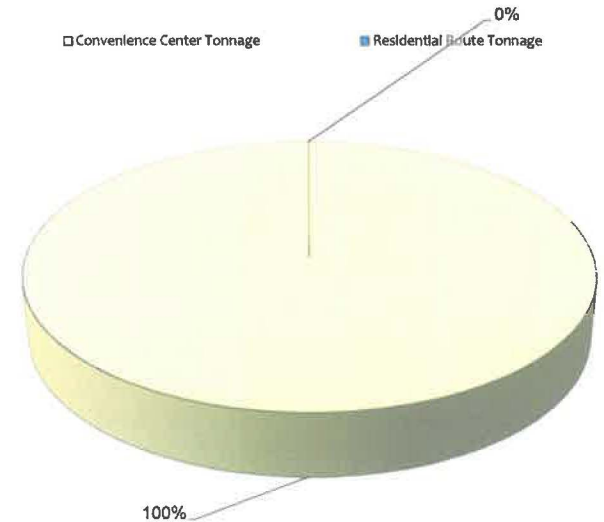
February 21 Fiscal Year 2021

Distributed to the Solid Waste and Recycling Board of Beaufort County

Recycling Activity by Solid Waste District

Solid Waste District	Convenience Center Tonnage	Residential Route Tonnage	Overall County Tonnage by District	Commercial Tonnage
District 1 City of Beaufort		0.00	0.00	0.00
District 2 Town of Port Royal		0.00	0.00	0.00
District 3 Town of Hilton Head	96.96	0.00	96.96	0.00
District 4 Town of Bluffton	94.84	0.00	94.84	0.00
District 5 Sheldon Township	0.00	0.00	0.00	0.00
District 6 Unincorporated Port Royal Island	9.15	0.00	9.15	0.00
Solid Waste District 7 Unincorporated Lady's Island	0.00		0.00	0.00
Solid Waste District 8 St. Helena & Islands East	37.01	0.00	37.01	0.00
Solid Waste District 9 Unincorporated Bluffton Township	0.00	0.00	0.00	0.00
Daufuskie	0.00	0.00	0.00	0.00
OVERALL COUNTY TONNAGE	237.96	0.00	237.96	0.00
COUNTY TONNAGE PLUS NEWSPAPER				

Monthly Comparison of Residential Recycling Sources



YTD Residential Recycling Tonnage

	Convenience Center Tonnage	Residential Route Tonnage	YTD Residential Tonnage
YTD Residential Tonnage	2,615.65	0.00	2,615.65
	569.15		3,184.80

Fiscal Year Overall County Recycling Tonnage & Services Comparison

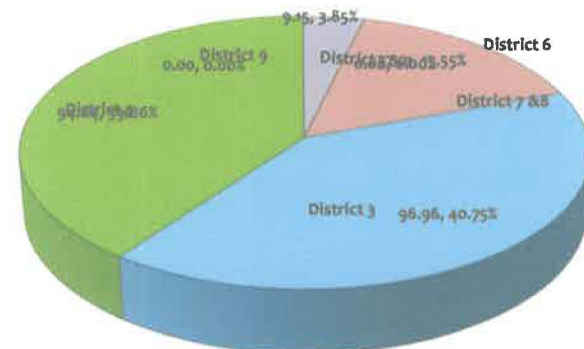
Month	FY 20 Recycling Tonnage	FY 21 Recycling Tonnage	FY 20 Recycling Services Cost	FY 21 Recycling Services Cost
July	425.11	407.45	\$95,549	\$91,474
August	376.38	432.49	\$96,294	\$99,359
September	297.47	447.25	\$78,075	\$93,385
October	313.89	417.79	\$81,800	\$95,939
November	325.30	430.37	\$93,181	\$98,554
December	400.21	433.57	\$93,537	\$100,046
January	345.98	337.79	\$93,119	\$84,862
February	312.37	278.09	\$82,589	\$68,759
March	373.55	0.00	\$94,627	\$0
April	429.02	0.00	\$106,272	\$0
May	391.29	0.00	\$99,700	\$0
June	436.60	0.00	\$94,283	\$0
TOTAL	4,427.17	3,184.80	\$1,109,026	\$732,378

Residential Tonnage + Newspaper Tonnage NO Commercial Tonnage

Solid Waste Recycling Budget Status

	FY20 Through February	FY21 Through February	FY20 % Expended YTD	FY21 % Expended YTD
Recycling Services	\$714,144	\$732,378	112%	83%

Overall County Tonnage Comparison by District



Solid Waste and Recycling Division Monthly Update
February 21 Fiscal Year 2021
Distributed to the Solid Waste and Recycling Board of Beaufort County

Fiscal Year 20 Recycling Revenue						Fiscal Year 20 MRF Credit		
Month/Year	Charleston Steel	GEL	Hardeeville Metal	Low Country Batteries	Sonoco	Month/Year	Waste Management (MRF) *monthly processing cost/share revenue	Rebate/Balance
Jul-20		-\$1,428.00	\$199.00		\$1,426.46	Jul-20	\$23,813.32/\$6,889.00	-\$16,924.32
Aug-20		-\$1,848.00	\$0.00		\$1,257.06	Aug-20	\$25,048.57/\$5,614.69	-\$19,433.88
Sep-20	\$1,175.39	-\$2,492.00	\$0.00		\$2,128.85	Sep-20	\$23,813.32/\$6,889.00	-\$16,924.32
Oct-20		-\$2,100.00	\$125.72		\$697.52	Oct-20	\$23,617.11/\$5,972.60	-\$17,644.51
Nov-20	\$2,214.72	-\$1,428.00	\$0.00		\$1,293.99	Nov-20	\$26,225.45/\$7,062.45	-\$19,163.00
Dec-20		-\$1,624.00	\$0.00		\$1,456.86	Dec-20	\$24,859.60/\$6,408.13	-\$18,451.47
Jan-21		-\$924.00	\$0.00		\$0.00	Jan-21	\$20,532.52/\$5,379.98	-\$15,152.54
Feb-21		-\$1,204.00	\$0.00		\$1,436.66	Feb-21	\$16,434.15/\$4,350.99	-\$12,083.16
Mar-21						Mar-21	0.00/0.00	
Apr-21						Apr-21	0.00/0.00	
May-21						May-21	0.00/0.00	
Jun-21						Jun-21	0.00/0.00	
Sub Totals	\$3,390.11	-\$13,048.00	\$324.72	\$0.00	\$9,697.40	Total	\$184,344.04/\$48,566.84	-\$135,777.20
GRAND TOTAL TO DATE								