



**County Council of
Beaufort County
Solid Waste and
Recycling Board
Meeting**

Chairman

RANDY BOEHME

Vice Chairman

VACANT

Council Liaison

YORK GLOVER

Interim County Administrator

ERIC GREENWAY

Clerk to Council

SARAH W. BROCK

Staff Support

CINDY CARTER

Administration Building

Beaufort County Government
Robert Smalls Complex
100 Ribaut Road

Contact

Post Office Drawer 1228
Beaufort, South Carolina 29901-1228
(843) 255-2180
www.beaufortcountysc.gov

Solid Waste and Recycling Board Agenda

Thursday, December 3, 2020 at 2:00 PM

[This meeting is being held virtually in accordance with Beaufort County Resolution 2020/05]

THIS MEETING WILL BE CLOSED TO THE PUBLIC. CITIZEN COMMENTS WILL BE ACCEPTED IN WRITING VIA EMAIL TO THE SOLID WASTE AND RECYCLING DIRECTOR AT ccarter@bcgov.net OR PO DRAWER 1228, BEAUFORT, SC 29901. CITIZENS MAY ALSO CALL 843-255-2745 TO SIGN UP FOR PUBLIC COMMENT PARTICIPATION BY PHONE

1. [Public notification of this meeting has been published, posted, and distributed in compliance with the South Carolina Freedom of Information Act]
2. CALL TO ORDER
3. APPROVAL OF AGENDA
4. APPROVAL OF MINUTES – April 2, 2020
5. INTRODUCTIONS
6. PUBLIC COMMENT
7. UPDATES REGARDING MEETINGS WITH COUNTY COUNCIL (ALL)
8. ELECTION OF VICE CHAIRMAN – REPLACES DAVID UEHLING

REPORTS

9. SWR MONTHLY REPORT OVERVIEW
10. RECYCLING COORDINATOR REPORT
11. VOLUNTEER COORDINATOR REPORT
12. LITTER AND ENFORCEMENT REPORT

DISCUSSION ITEMS

13. UPDATE CONVENIENCE CENTER CHANGES
14. ENTERPRISE FUND ORDINANCE AND FEE STUDY
15. WESTON AND SAMPSON FINAL REPORT
16. GLASSWRXSC (CHRIS FISHER)
17. PACKER TRUCK – FY21 BUDGET
18. PUBLIC COMMENT
19. BOARD REQUESTS
20. ADJOURNMENT - Next meeting January 28, 2021, 2:00 PM, Executive Conference Room, Administration Building, Beaufort County Government Robert Smalls Complex, 100 Ribaut Road, Beaufort, SC



Beaufort County Solid Waste and Recycling Board Meeting **Thursday, April 2, 2020 2:00 pm** **Executive Conference Room (Virtual for Attendees)**

Attendees:

Randy Boehme, Chairman District 9 Representative
David R. Uehling, VChair, District 6 Representative
Kim Corley, District 8 Representative
Lawrence Bryan, District 5 Representative
Sally Dennis, District 7 Representative
Mike Bennett, District 3 Representative (Ex-Officio)
Bryan Durrance, District 1 (Ex-Officio)
Dave Wilhelm, Asst. Co. Administrator, PW & Sustainability
Cindy Carter, Solid Waste and Recycling
Ashley Jenkins, Solid Waste and Recycling
Caroline Jordan Dolbey, Solid Waste and Recycling

Absentees:

Derrick Coaxum, District 4 Representative (Ex-Officio)
Jennifer Sharp, District 2 Representative (Ex-Officio)
Chris Vaigneur, MCAS Liaison
Brad Woods, MCRD Liaison
Reahnta Tuten, SC DHEC Liaison
Artrell Horne, Solid Waste and Recycling

Guests Attending:

N/A

1. **Call to Order:** Chairman Boehme called the meeting to order at 2:08 PM. Staff members Wilhelm and Carter present in ECR. All others virtual with video or call in.
 - A. **Approval of Agenda:** Chairman Boehme requested a motion to approve the agenda. Vice Chair Uehling motioned. Ms. Corley seconded. All approved the agenda.
 - B. **Approval of Minutes:** Chairman Boehme requested a motion to approve the January 23, 2020, minutes. Ms. Corley motioned. Vice Chair Uehling. All approved the minutes.
2. **Introductions:** All attendees introduced themselves.
3. **Public Comment:** There was no public comment.
4. **Discussion Items for Finance/Public Facilities Committees:**
 - A. **Goldsmith Report Recommendations:** Ms. Carter gave an overview of the Goldsmith recommendations with staff review to include implementing a decal system (no cost and tied to proof of residency), eliminating collection of C&D/bulky at Convenience Centers, closing Gate and Pritchardville Centers, reducing operational days to two days per week (one week day and one weekend day) for Big Estate, Sheldon, Cuffy, Coffin Point and Lobeco. Operating hours reduced to 7:30 AM until 6:00 PM. The YES vote was unanimous (5-0).
 - B. **Enterprise Fund Recommendation:** Ms. Carter presented the proposal to move the upcoming SW&R budget of \$9.3 million out of the General Fund and to an Enterprise Fund (fee) moving forward. The proposal to be approved by Committee and by County Council as it will require an Ordinance change (3 readings). The YES vote was unanimous (5-0).
5. **Public Comment:** There was no public comment.
6. **Board Requests:** There were no Board Requests. Mr. Wilhelm described the reorganization of Solid Waste and Recycling as a stand-alone Department (no longer under Public Works). Cindy Carter was announced as the new Director.

7. **Adjournment:** – The meeting ended at 2:38 PM. The next regular Board meeting will be held May 28, 2020, in the Executive Conference Room, Administration Building, 2:00 PM.

Solid Waste and Recycling Division Monthly Update
October 20 Fiscal Year 2021
Distributed to the Solid Waste and Recycling Board of Beaufort County

Solid Waste Overall County Convenience Center Tonnage

	October FY20	October FY21
CLASS 3 WASTE (MSW)	1,681.80	1,836.34
CLASS 2 (C & D)	980.46	1,176.81
CLASS 1 (Yard Waste)	655.94	627.16
TOTAL Convenience Center Tonnage	3,318.20	3,640.31
% of All Residential Disposal from CC	48.63%	45.95%

Solid Waste Overall County Residential Route Tonnage

	October FY20	October FY21
CLASS 3 WASTE (MSW)	3,190.82	4,005.43
CLASS 2 (C & D)	0.23	9.79
CLASS 1 (Yard Waste)	314.49	267.38
TOTAL Residential Route Tonnage	3,505.54	4,282.60
% of All Residential Disposal from Residential Route	51.37%	54.05%

Overall Solid Waste Activity by Solid Waste District

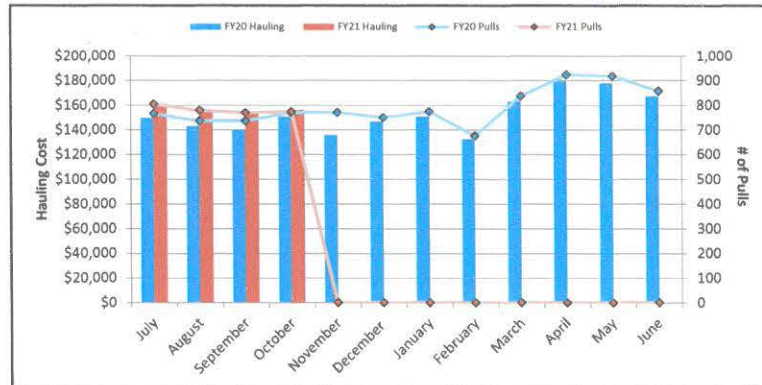
Solid Waste District	CLASS 3 WASTE (MSW)	CLASS 2 WASTE (C & D)	CLASS 1 WASTE (Yard)	Total District Tonnage
District 1 City of Beaufort	439.49	2.54	86.32	528.35
District 2 Town of Port Royal	157.43	6.19	181.06	344.68
District 3 Town of Hilton Head	1,772.48	360.60	192.50	2,325.58
District 4 Town of Bluffton	570.36	301.52	151.16	1,023.04
District 5 Sheldon Township	99.87	23.49	3.50	126.86
District 6 Unincorporated Port Royal Island	525.89	188.26	94.50	808.65
District 7 Unincorporated Lady's Island	370.60	0.00	0.00	370.60
District 8 St. Helena & Islands East	471.70	197.18	143.50	812.38
District 9 Unincorporated Bluffton Township	1,417.71	82.18	42.00	1,541.89
Daufuskie	16.24	24.64	0.00	40.88
MONTHLY OVERALL COUNTY TONNAGE	5,841.77	1,186.60	894.54	7,922.91
YTD OVERALL COUNTY TONNAGE	25,059.07	4,379.19	3,070.76	32,509.02

Solid Waste and Recycling Division Monthly Update
October 20 Fiscal Year 2021
Distributed to the Solid Waste and Recycling Board of Beaufort County

Solid Waste Hauling Costs

Month	FY20 Hauling	FY21 Hauling
July	\$149,635	\$161,290
August	\$143,339	\$156,477
September	\$140,191	\$155,129
October	\$150,634	\$156,092
November	\$136,063	\$0
December	\$146,898	\$0
January	\$150,821	\$0
February	\$132,887	\$0
March	\$162,982	\$0
April	\$179,450	\$0
May	\$177,982	\$0
June	\$167,189	\$0
TOTAL	\$1,838,071	\$628,988

Solid Waste Hauling Costs



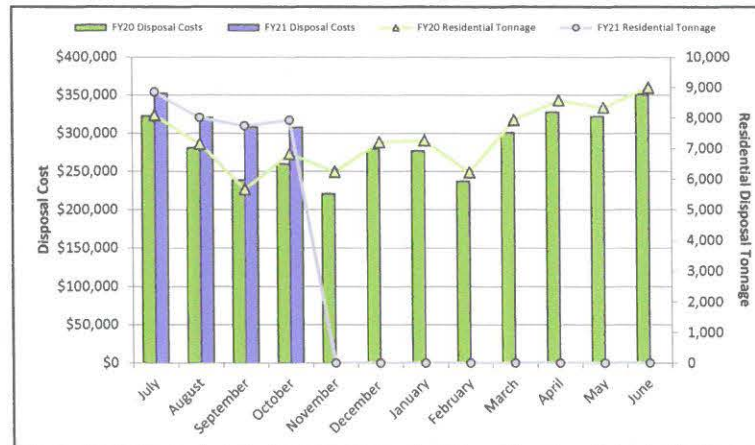
Number of Pulls

Month	FY20 Pulls	FY21 Pulls
July	766	805
August	737	779
September	737	770
October	771	775
November	771	0
December	751	0
January	774	0
February	676	0
March	837	0
April	924	0
May	918	0
June	857	0
TOTAL	9,519	3,129

Solid Waste Disposal Costs

Month	FY20 Disposal Costs	FY21 Disposal Costs
July	\$322,656	\$352,309
August	\$281,302	\$320,672
September	\$238,511	\$307,386
October	\$259,879	\$307,563
November	\$221,011	\$0
December	\$279,549	\$0
January	\$277,022	\$0
February	\$237,064	\$0
March	\$300,692	\$0
April	\$327,308	\$0
May	\$321,776	\$0
June	\$350,965	\$0
TOTAL	\$3,417,735	\$1,287,930

Solid Waste Disposal Cost



Total County Residential Tonnage Disposal

Month	FY20 Residential Tonnage	FY21 Residential Tonnage
July	8,085	8,852
August	7,148	8,000
September	5,661	7,734
October	6,824	7,923
November	6,232	0
December	7,204	0
January	7,260	0
February	6,219	0
March	7,925	0
April	8,581	0
May	8,343	0
June	8,995	0
TOTAL	88,477	32,509

Solid Waste Hauling and Disposal Budgets Status

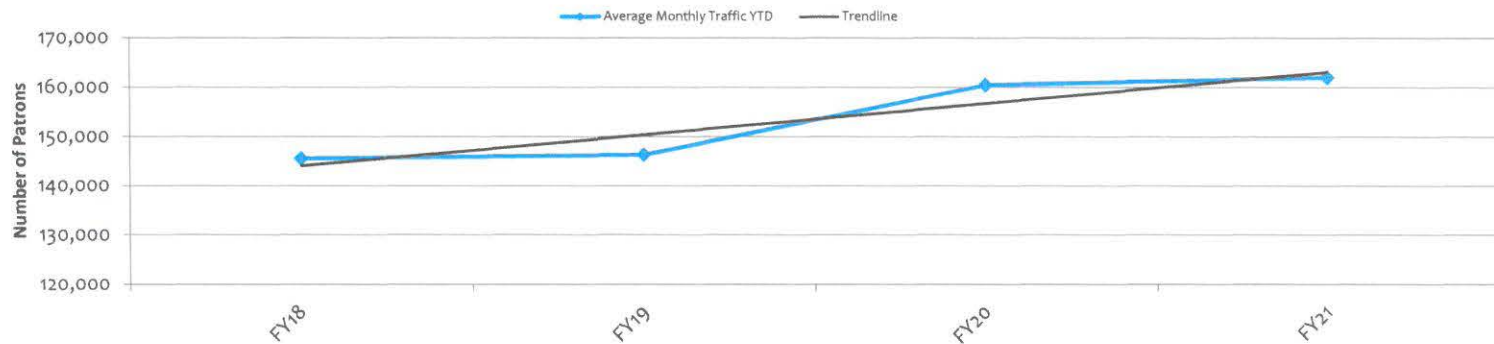
	FY20 Through October	FY21 Through October	FY20 % Expended	FY21 % Expended
Hauling Costs	\$583,799	\$628,988	31%	35%
Disposal Costs	\$1,102,348	\$1,287,930	35%	36%

Solid Waste and Recycling Division Monthly Update
October 20 Fiscal Year 2021
Distributed to the Solid Waste and Recycling Board of Beaufort County

Monthly Convenience Center Total Traffic Information

	October FY 20	October FY 21
Hilton Head	34,212	47,092
Bluffton	38,109	42,482
Lobeco	6,265	3,756
Sheldon	2,174	1,922
Big Estate	1,520	1,913
Shanklin	13,347	14,229
Gate	13,291	14,428
St. Helena	33,397	24,790
Coffin Point	2,194	1,911
Cuffy	1,732	1,572
Pritchardville	13,642	13,818
Total Traffic for ALL Convenience Centers	159,883	167,913

Average Monthly Traffic YTD by Fiscal Year



Solid Waste and Recycling Division Monthly Update

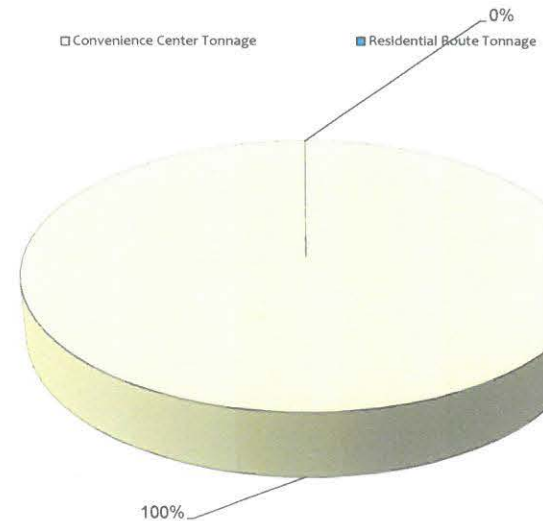
October 20 Fiscal Year 2021

Distributed to the Solid Waste and Recycling Board of Beaufort County

Recycling Activity by Solid Waste District

Solid Waste District	Convenience Center Tonnage	Residential Route Tonnage	Overall County Tonnage by District	Commercial Tonnage
District 1 City of Beaufort		0.00	0.00	0.00
District 2 Town of Port Royal		0.00	0.00	0.00
District 3 Town of Hilton Head	103.77	0.00	103.77	0.00
District 4 Town of Bluffton	115.07	0.00	115.07	0.00
District 5 Sheldon Township	0.00	0.00	0.00	0.00
District 6 Unincorporated Port Royal Island	36.60	0.00	36.60	0.00
Solid Waste District 7 Unincorporated Lady's Island	0.00		0.00	0.00
Solid Waste District 8 St. Helena & Islands East	51.74	0.00	51.74	0.00
Solid Waste District 9 Unincorporated Bluffton Township	22.86	0.00	22.86	0.00
Daufuskie	0.00	0.00	0.00	0.00
OVERALL COUNTY TONNAGE	330.04	0.00	330.04	0.00
COUNTY TONNAGE PLUS NEWSPAPER	87.75			

Monthly Comparison of Residential Recycling Sources



YTD Residential Recycling Tonnage

	Convenience Center Tonnage	Residential Route Tonnage	YTD Residential Tonnage
YTD Residential Tonnage	1,360.85	0.00	1,360.85
	344.13		1,704.98

Fiscal Year Overall County Recycling Tonnage & Services Comparison

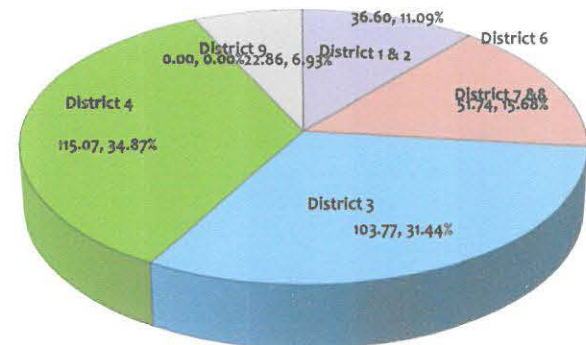
Month	FY 20 Recycling Tonnage	FY 21 Recycling Tonnage	FY 20 Recycling Services Cost	FY 21 Recycling Services Cost
July	425.11	407.45	\$95,549	\$91,474
August	376.38	432.49	\$96,294	\$99,359
September	297.47	447.25	\$78,075	\$93,385
October	313.89	417.79	\$81,800	\$95,939
November	325.30	0.00	\$93,181	\$0
December	400.21	0.00	\$93,537	\$0
January	345.98	0.00	\$93,119	\$0
February	312.37	0.00	\$82,589	\$0
March	373.55	0.00	\$94,627	\$0
April	429.02	0.00	\$106,272	\$0
May	391.29	0.00	\$99,700	\$0
June	436.60	0.00	\$94,283	\$0
TOTAL	4,427.17	1,704.98	\$1,109,026	\$380,157

Residential Tonnage + Newspaper Tonnage NO Commercial Tonnage

Solid Waste Recycling Budget Status

	FY20 Through October	FY21 Through October	FY20 % Expended YTD	FY21 % Expended YTD
Recycling Services	\$351,718	\$380,157	55%	43%

Overall County Tonnage Comparison by District



Solid Waste and Recycling Division Monthly Update
October 20 Fiscal Year 2021
Distributed to the Solid Waste and Recycling Board of Beaufort County

Fiscal Year 20 Recycling Revenue						Fiscal Year 20 MRF Credit		
Month/Year	Charleston Steel	GEL	Hardeeville Metal	Low Country Batteries	Sonoco	Month/Year	Waste Management (MRF) *monthly processing cost/share revenue	Rebate/Balance
Jul-20		-\$1,428.00	\$199.00		\$1,426.46	Jul-20	\$23,813.32/\$6,889.00	-\$16,924.32
Aug-20		-\$1,848.00	\$0.00		\$1,257.06	Aug-20	\$25,048.57/\$5,614.69	-\$19,433.88
Sep-20	\$1,175.39	-\$2,492.00	\$0.00		\$2,128.85	Sep-20	\$23,813.32/\$6,889.00	-\$16,924.32
Oct-20		-\$2,100.00	\$125.72		\$697.52	Oct-20	\$23,617.11/\$5,972.60	-\$17,644.51
Nov-20						Nov-20	0.00/0.00	
Dec-20						Dec-20	0.00/0.00	
Jan-21						Jan-21	0.00/0.00	
Feb-21						Feb-21	0.00/0.00	
Mar-21						Mar-21	0.00/0.00	
Apr-21						Apr-21	0.00/0.00	
May-21						May-21	0.00/0.00	
Jun-21						Jun-21	0.00/0.00	
Sub Totals	\$1,175.39	-\$7,868.00	\$324.72	\$0.00	\$5,509.89	Total	\$96,292.32/\$25,365.29	-\$70,927.03
GRAND TOTAL TO DATE								

-\$858.00